



**UNIQUE
TRAVERTINE**

PROVENZA

UNIQUE TRAVERTINE

Unique Travertine, progettualità senza confini

Unique Travertine è un inno alla matericità calcarea del travertino, una collezione suggestiva e versatile, capace di reinterpretare un materiale classico in una chiave inedita e attualissima: un progetto completo, realizzato attraverso lo studio delle diverse lavorazioni del travertino.

La gamma si compone di numerose declinazioni, dalle più naturali come Vein Cut, con le tipiche venature longitudinali del taglio nel verso della vena, Minimal, che si ispira alla lavorazione del retro del travertino, fino alle versioni più insolite come Ruled, ricca di scanalature e solchi tridimensionali e Ancient, con un sofisticato effetto anticato che ben si adatta a recuperi in stile e progetti dal sapore retrò.

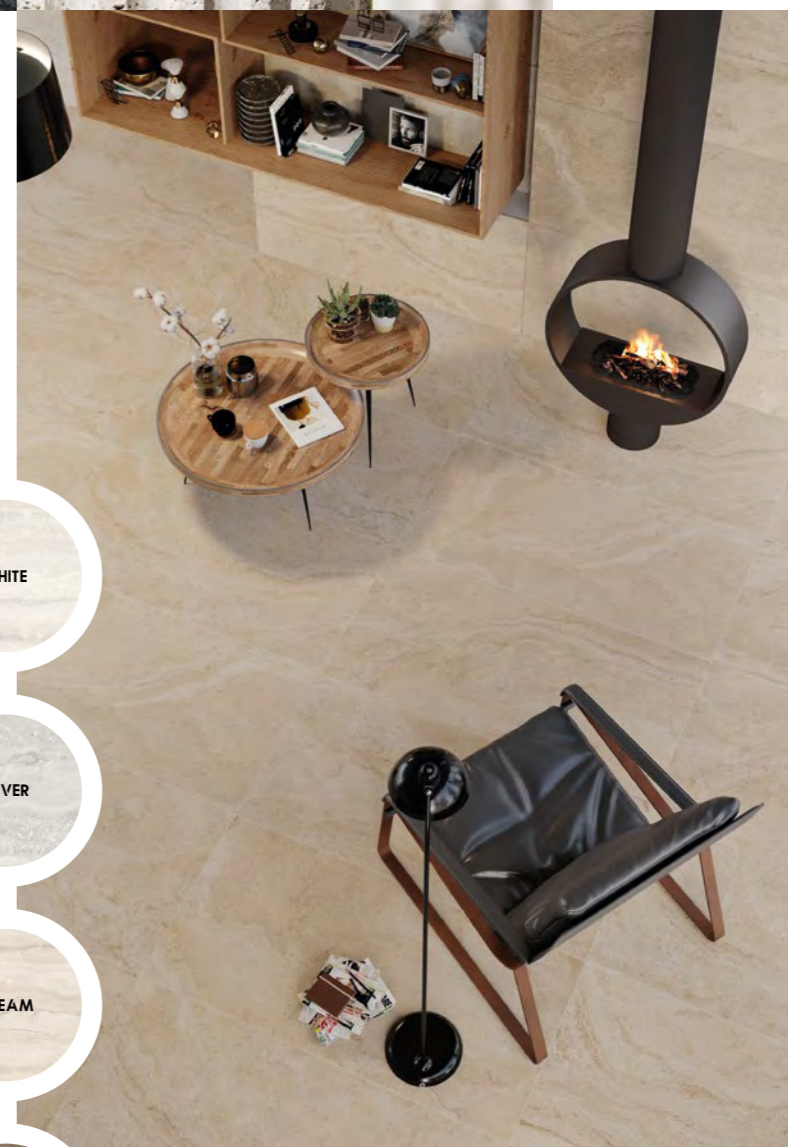
Unique Travertine è la sintesi ideale tra materia classica e progettualità contemporanea, un compendio completo e armonico di elementi capaci di interpretare, combinandosi tra loro, ambienti dal carattere definito e unico, dai più tradizionali ai più audaci e sperimentali.

Unique Travertine, boundless architectural potentials

Unique Travertine is an anthem to the tactile beauty of travertine stone. It is a lovely, versatile collection that reinterprets a classical material from a fresh, highly contemporary viewpoint: a complete project, with additional inspiration from the different ways travertine can be shaped.

The very varied range runs from the most natural options, such as Vein Cut, with the familiar lengthwise vein pattern created by cutting in the vein direction, Minimal, inspired by the way the underside of the travertine slab is shaped, through to more unusual versions, such as Ruled, with its many three-dimensional grooves and ruts, and Ancient, with a sophisticated timeworn effect ideal for period renovations and projects with a vintage mood.

Unique Travertine is the ideal blend of a classical material and contemporary architectural potential, a complete, attractive assortment of materials that can combine to create design schemes with a distinctive, unique character, from the most traditional to the most daring and experimental.



- WHITE
- SILVER
- CREAM
- CHOCOLATE

UNIQUE TRAVERTINE

Many Finishing

WHITE

SILVER

CREAM

CHOCOLATE

VEIN CUT

MINIMAL

ANCIENT

RULED



UNIQUE PLUS TRAVERTINE



160x160

9 mm

White Minimal R10 Naturale Rett.
Cream Minimal R10 Naturale Rett. / Tecnica R11 Rett.



120x120

9,5 mm

White & Cream
Minimal Lappato Antique Rett.
Minimal Naturale R10 Rett.



60x120

9,5 mm

White & Cream
Minimal Lappato Antique Rett.
Minimal Naturale R10 Rett.

La collezione Unique Travertine si amplia con l'introduzione del nuovo grande formato 160x160, spessore 9 mm, disponibile nelle varianti Minimal White e Minimal Cream. A questa importante novità si affianca la finitura Lappato Antique, proposta nei formati 120x120 e 60x120, spessore 9,5 mm, nelle stesse grafiche Minimal White e Minimal Cream. Grazie alla tecnologia DIGI-TOUCH, grafica e struttura tridimensionale si fondono in perfetta sincronia, dando vita a superfici materiche, realistiche e di forte impatto visivo.

The Unique Travertine collection has been expanded with the introduction of the new 160x160 large size, 9 mm thick, available in Minimal White and Minimal Cream variants. This important new addition is accompanied by the Lappato Antique finish, available in 120x120 and 60x120 sizes, 9.5 mm thick, in the same Minimal White and Minimal Cream patterns. Thanks to DIGI-TOUCH technology, the pattern and three-dimensional structure merge in perfect synchrony, creating textured, realistic surfaces with a strong visual impact.



6

7

Cream Minimal Naturale R10 Rett. 160x160 - 62^{15/16}x62^{15/16}"
Cream Minimal Naturale R10 Rett. 120x278 - 47^{1/4}x109^{7/16}"





8

Cream Minimal Naturale R10 Rett. 160x160 - 62^{15/16} x 62^{15/16}



9

White Minimal Naturale R10 Rett. 160x160 - 62^{15/16} x 62^{15/16}

White Minimal Naturale R10 Rett. 160x160 - 62^{15/16}"x62^{15/16}"
White Minimal Naturale R10 Rett. 120x278 - 47^{1/4}"x109^{7/16}"







14

15

White Minimal Lappato Antique Rett. 120x120 - 47^{1/4}"x47^{1/4}"
White Minimal, Vein Cut Naturale R10 Rett. 120x278 - 47^{1/4}"x109^{7/16}"
White Ruled Naturale R10 Rett. 60x120 - 23^{5/8}"x47^{1/4}"
Elements White Minimal 20,8x278 - 8^{3/16}"x109^{7/16}"



Cream Vein Cut Full Lappato Rett. 120x278 - 47^{1/4}"x109^{7/16}"
Cream Minimal Naturale R10 Rett. 120x120 - 47^{1/4}"x47^{1/4}"
White Minimal Naturale R10 Rett. 120x278 - 47^{1/4}"x109^{7/16}"



Cream Vein Cut Full Lappato Rett. 120x278 - 47^{1/4}"x109^{7/16}"
Cream Minimal Naturale R10 Rett. 120x120 - 47^{1/4}"x47^{1/4}"
White Minimal Naturale R10 Rett. 120x278 - 47^{1/4}"x109^{7/16}"





Cream Ruled Naturale R10 Rett. 60x120 - 23^{5/8}"x47^{1/4}"
Cream Minimal Naturale R10 Rett. 60x120 - 23^{5/8}"x47^{1/4}"



Cream Ruled Naturale R10 Rett. 60x120 - 23^{5/8} x 47^{1/4}"
Cream Minimal Naturale R10 Rett. 60x120 - 23^{5/8} x 47^{1/4}"





Cream Vein Cut Full Lappato Rett. 60x120 - 23^{5/8} x 47^{1/4}"



Cream Mosaico Mini Block Ancient Naturale R10 30x30 - 11^{13/16} x 11^{13/16}"
Cream Minimal Naturale R10 Rett. 60x120 - 23^{5/8} x 47^{1/4}"
Cream Opus Ancient Naturale R10 Brecciato



Cream Minimal Naturale R10 Rett. 60x60 - 23^{5/8}x23^{5/8}"
Cream Ruled Naturale R10 Rett. 60x120 - 23^{5/8}x47^{1/4}"
Cream Minimal Naturale R10 Rett. 90x180 - 35^{7/16}x70^{7/8}"



30

31

White Vein Cut Naturale R10 Rett. 120x278 - 47^{1/4}"x109^{7/16}"
White Minimal Naturale R10 Rett. 120x120 - 47^{1/4}"x47^{1/4}"



32

33

White Vein Cut Full Lappato Rett. 120x278 - 47^{1/4}"x109^{7/16}"
White Minimal Naturale R10 Rett. 120x278 - 47^{1/4}"x109^{7/16}"

Cream Minimal Naturale R10 Rett. 120x278 - 47^{1/4}"x109^{7/16}"
White Minimal Naturale R10 Rett. 120x120 - 47^{1/4}"x47^{1/4}"



White Vein Cut Full Lappato Rett. 120x278 - 47^{1/4}"x109^{7/16}"
White Minimal Naturale R10 Rett. 120x278 - 47^{1/4}"x109^{7/16}"
Cream Minimal Naturale R10 Rett. 120x278 - 47^{1/4}"x109^{7/16}"





White Minimal Tecnica R11 Rett. 120x120 - 47^{1/4}"x47^{1/4}"
White Minimal Naturale R10 Rett. 120x278 - 47^{1/4}"x109^{7/16}"



White Ruled Naturale R10 Rett. 60x120 - 23^{5/8}x47^{1/4}"
White Vein Cut Full Lappato Rett. 60x120 - 23^{5/8}x47^{1/4}"





White Vein Cut Naturale R10 Rett. 60x120 - 23^{5/8}x47^{1/4}"
White Minimal Naturale R10 Rett. 60x120 - 23^{5/8}x47^{1/4}"
White Minimal Naturale R10 Rett. 90x180 - 35^{7/16}x70^{7/8}"

White Ruled Naturale R10 Rett. 7,5x60 - 2^{15/16}x23^{5/8}"
White Minimal Naturale R10 Rett. 7,5x60 - 2^{15/16}x23^{5/8}"



White Minimal Naturale R10 Rett. 60x120 - 23^{5/8}"x47^{1/4}"
White Minimal Naturale R10 Rett. 90x180 - 35^{7/16}"x70^{7/8}"
White Ruled Naturale R10 Rett. 7,5x60 - 2^{15/16}"x23^{5/8}"
White Minimal Naturale R10 Rett. 7,5x60 - 2^{15/16}"x23^{5/8}"



Silver Ruled Naturale R10 Rett. 60x120 - 23⁵/₈"x47¹/₄"
White Minimal Naturale R10 Rett. 90x180 - 35⁷/₁₆"x70⁷/₈"
Silver Vein Cut Full Lappato Rett. 60x120 - 23⁵/₈"x47¹/₄"



Silver Ruled Naturale R10 Rett. 60x120 - 23^{5/8}"x47^{1/4}"
Silver Vein Cut Full Lappato Rett. 60x120 - 23^{5/8}"x47^{1/4}"





48

Silver Ruled Naturale R10 Rett. 7,5x60 - 2¹⁵/₁₆ x 23⁵/₈"
Silver Minimal Naturale R10 Rett. 7,5x60 - 2¹⁵/₁₆ x 23⁵/₈"
Silver Minimal Naturale R10 Rett. 60x120 - 23⁵/₈ x 47¹/₄"



50

51

Chocolate Ruled Naturale R10 Rett. 60x120 - 23^{5/8}"x47^{1/4}"
Chocolate Vein Cut Full Lappato Rett. 60x120 - 23^{5/8}"x47^{1/4}"



52

Chocolate Ruled Naturale R10 Rett. 60x120 - 23^{5/8}"x47^{1/4}"
Chocolate Vein Cut Full Lappato Rett. 60x120 - 23^{5/8}"x47^{1/4}"




53



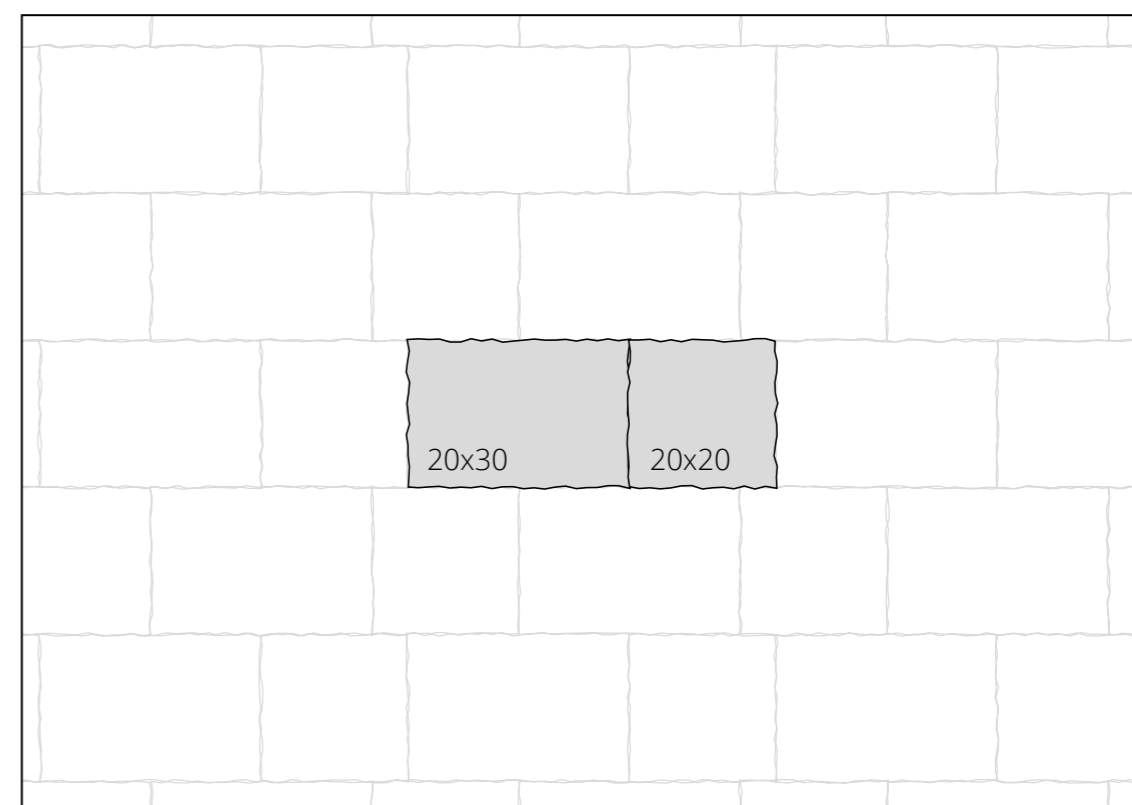


Chocolate Ancient Naturale R10 Rett. 60x120 - 23^{5/8}x47^{1/4}"

UNIQUE food lab



OPUS



White Vein Cut Naturale R10 Rett. 60x120 - 23^{5/8} x 47^{1/4}"
White Minimal Naturale R10 Rett. 60x120 - 23^{5/8} x 47^{1/4}"
White Minimal Naturale R10 Rett. 90x180 - 35^{7/16} x 70^{7/8}"
Silver Opus Ancient Naturale R10 Brecciato

1 pz./pcs 20x30 - 7^{7/8} x 11^{3/16}"
1 pz./pcs 20x20 - 7^{7/8} x 7^{7/8}"



Silver Vein Cut Naturale R10 Rett. 60x120 - 23^{5/8} x 47^{1/4}"
Silver Ruled Naturale R10 Rett. 60x120 - 23^{5/8} x 47^{1/4}"
White Minimal Naturale R10 Rett. 90x180 - 35^{7/16} x 70^{7/8}"



62

63

Cream Vein Cut Naturale R10 Rett. 60x120 - 23^{5/8}"x47^{1/4}"
Cream Minimal Naturale R10 Rett. 90x180 - 35^{7/16}"x70^{7/8}"

Cream Ruled Naturale R10 Rett. 60x120 - 23^{5/8}"x47^{1/4}"
Cream Ancient Tecnica R11 Rett. 60x120 - 23^{5/8}"x47^{1/4}"

Cream Vein Cut Naturale R10 Rett. 60x120 - 23⁵/₈"x47¹/₄"
Cream Ruled Naturale R10 Rett. 60x120 - 23⁵/₈"x47¹/₄"
Cream Ancient Tecnica R11 Rett. 60x120 - 23⁵/₈"x47¹/₄"



20MM

ESTETICA E PRESTAZIONI

Unique Travertine 20mm assicura l'equilibrio ideale tra ricercatezza estetica e prestazioni tecniche elevate nelle più svariate ambientazioni esterne. Alla possibilità di realizzare percorsi, camminamenti e altre soluzioni progettuali outdoor in piena armonia con l'ambiente circostante e in assoluta continuità con gli spazi interni, si aggiunge la garanzia di impiego di un materiale eccezionalmente resistente ai carichi e a tutti i tipi di agenti atmosferici. Facile da posare a secco su erba, sabbia e ghiaia, **Unique Travertine 20mm** può essere incollato anche su massetto, permettendo di realizzare pavimentazioni carrabili o altre soluzioni nell'ambito di spazi commerciali e pubblici soggetti a elevato traffico e si presta alla perfezione alla realizzazione di pavimenti sopraelevati. **Unique Travertine 20mm** è la soluzione ideale per progettare con stile, senza rinunciare alle esigenze tecniche richieste dall'architettura contemporanea.

UNIQUE TRAVERTINE



HIGH-PERFORMING GOOD LOOKS

Unique Travertine 20mm delivers the ideal combination of exquisite appearance and outstanding technical performances in the most widely varying outdoor locations. Paths, pavements and other outdoor solutions that merge perfectly into the surrounding environment and seamlessly continue indoor design schemes can be created with a material offering exceptional resistance to loads, weather and other atmospheric factors. Easily installed dry on grass, sand and gravel, **Unique Travertine 20mm** can also be glued to concrete screeds for vehicle-resistant pavings, or for other projects in commercial or public contexts with heavy traffic, and is perfect for raised floors. **Unique Travertine 20mm** enables stylish design solutions while meeting all the technical demands of contemporary architecture.



UNIQUE TRAVERTINE


ESTHÉTIQUE ET PERFORMANCE

Unique Travertine 20mm instaure l'équilibre idéal entre raffinement esthétique et haute performance technique dans les contextes les plus disparates. Il est ainsi possible de réaliser des parcours, des cheminements et d'autres projets extérieurs en totale harmonie avec le milieu environnant et en continuité visuelle avec l'intérieur. De plus, la matière assure une résistance exceptionnelle aux charges et à tous les agents atmosphériques. Facile à poser à sec sur gazon, sur sable et sur gravier, **Unique Travertine 20mm** se colle aussi sur chape pour composer des sols carrossables ou d'autres solutions dans les espaces commerciaux et publics exposés à trafic intense. Le produit convient également parfaitement à la mise en place de planchers surélevés. **Unique Travertine 20mm** est le nec plus ultra pour donner corps à des projets de classe, tout en remplissant les critères techniques de l'architecture contemporaine.



ÄSTHETIK UND LEISTUNGEN

Unique Travertine 20mm gewährleistet den perfekten Einklang zwischen ausgefeilter Ästhetik und hohen technischen Leistungen in verschiedensten Außenräumen. Die Möglichkeit zu Gestaltungslösungen für den Außenbereich wie etwa Fahr- und Gehwege, die sich harmonisch in die Umgebung einfügen und eine nahtlose optische Einheit mit den Innenräumen bilden, ist mit der Garantie eines außergewöhnlich belastungsfähigen und witterungsbeständigen Materials verbunden. Leicht verlegbar im Gras-, Sand- oder Kiesbett, kann **Unique Travertine 20mm** auch auf Estrich verklebt werden. Die Kollektion eignet sich nicht nur für Bodenbeläge oder andere Lösungen in stark frequentierten gewerblichen und öffentlichen Bereichen, sondern ist auch zur Erstellen von Doppelböden perfekt. **Unique Travertine 20mm** ist die ideale Lösung für eine stilichere Gestaltung und erfüllt die technischen Anforderungen der modernen Architektur.




ESTÉTICA Y PRESTACIONES

Unique Travertine 20mm asegura el equilibrio ideal entre refinamiento estético y prestaciones técnicas elevadas en las más diversas ambientaciones exteriores. A la posibilidad de realizar carriles, caminos y otras soluciones proyectivas exteriores en plena armonía con el entorno y dando continuidad a los espacios interiores, se suma la garantía de uso de un material excepcionalmente resistente a las cargas y a toda clase de agentes atmosféricos. Fácil de colocar en seco sobre hierba, arena y grava, **Unique Travertine 20mm** también se puede encolar sobre la capa de relleno, permitiendo disponer pavimentaciones transitables u otras soluciones en el ámbito de espacios comerciales y públicos sometidos a un tráfico intenso y se presta a la perfección a la realización de pavimentos sobreelevados. **Unique Travertine 20mm** es la solución ideal para proyectar con estilo, sin renunciar a las exigencias técnicas requeridas por la arquitectura contemporánea.

ЭФФЕКТНАЯ ЭСТЕТИКА И ВЫСОКИЕ ХАРАКТЕРИСТИКИ

Unique Travertine 20mm гарантирует достижение идеального равновесия между эстетической изысканностью и высокими техническими характеристиками в самых разнообразных наружных оформлениях. К возможности создания дорожек, тротуаров и других проектных решений для наружных пространств в полной гармонии с окружающей средой и с полной взаимопреимственностью с внутренними пространствами добавляется гарантия использования материала, который чрезвычайно устойчив к нагрузкам и всем типам атмосферного воздействия. Материал **Unique Travertine 20mm** легко укладывается всухую на траву, песок и щебень, а также его можно наклеивать на бетонную стяжку, что позволяет изготавливать полы, пригодные для движения транспортных средств, или же другие решения на торговых и общественных объектах с высокой интенсивностью движения, а кроме того, он может великолепно использоваться для изготовления фальшполов. **Unique Travertine 20mm** - это наилучшее решение для проектирования с хорошим стилем, не отказываясь от технических необходимостей, которые востребованы современной архитектурой.



COLORI/FORMATI

COLOURS / SIZES - COULEURS / FORMATS - FARBEN / FORMATE -
COLORES / TAMAÑOS - ЦВЕТА / ФОРМАТЫ

**UNIQUE PLUS
TRAVERTINE**

9 mm.



160x160 - 62^{15/16} x 62^{15/16}"

MINIMAL Naturale R10 Rett.

ENMR White

● T88

9,5 mm.



120x120 - 47^{1/4} x 47^{1/4}"

MINIMAL Lappato Antique Rett.

ENLP White

● T95



60x120 - 23^{5/8} x 47^{1/4}"

MINIMAL Lappato Antique Rett.

ENLT White

● T74

new

2025



160x160 - 62^{15/16} x 62^{15/16}"

MINIMAL Naturale R10 Rett.

ENMS Cream

● T88

MINIMAL Tecnica R11 Rett.

ENWY Cream

● T88




120x120 - 47^{1/4} x 47^{1/4}"

MINIMAL Lappato Antique Rett.

ENLN Cream

● T95




60x120 - 23^{5/8} x 47^{1/4}"

MINIMAL Lappato Antique Rett.

ENLU Cream

● T74

6,5 mm.



10 mm.



120x278 - 47^{1/4}"x109^{7/16}"

VEIN CUT Naturale R10 Rett.

- ELKX White. ● T99
- ELKY Cream ● T99
- 5 patterns

MINIMAL Naturale R10 Rett.

- ELL6 White ● T99
- ELL7 Cream ● T99
- 5 patterns

90x180 - 35^{7/16}"x70^{7/8}"


VEIN CUT Naturale R10 Rett.

- EJSF White ● T67
- EJSG Cream ● T67
- 6 patterns

MINIMAL Naturale R10 Rett.

- EJQV White ● T67
- EJQW Cream ● T67
- 6 patterns

9,5 mm.



120x120 - 47^{1/4}"x47^{1/4}"

MINIMAL Naturale R10 Rett.

- ELL9 White ● T59
- ELLA Cream ● T59
- 10 patterns

MINIMAL Tecnica R11 Rett.

- ELLD White ● T59
- ELLE Cream ● T59
- 10 patterns



60x120 - 23^{5/8}"x47^{1/4}"

VEIN CUT Naturale R10 Rett.

- EJ7D White ● T31
- EJ7F Silver ● T31
- EJ7E Cream ● T31
- EJSJ Chocolate ● T31
- Up to 19 patterns

VEIN CUT Tecnica R11 Rett.

- ELLG White ● T31
- ELLJ Silver ● T31
- ELLH Cream ● T31
- Up to 19 patterns

VEIN CUT Full Lappato Rett.

- EJ7R White ● T74
- EJ7T Silver ● T74
- EJ7S Cream ● T74
- EJSN Chocolate ● T74
- Up to 19 patterns

MINIMAL Naturale R10 Rett.

- EJ8K White ● T31
- EJ8M Silver ● T31
- EJ8L Cream ● T31
- EJSW Chocolate ● T31
- Up to 12 patterns

MINIMAL Tecnica R11 Rett.

- ELLL White ● T31
- ELLN Silver ● T31
- ELLM Cream ● T31
- Up to 12 patterns

ANCIENT Naturale R10 Rett.

- EJ99 White ● T31
- EJ9C Silver ● T31
- EJ9A Cream ● T31
- EJT8 Chocolate ● T31
- Up to 18 patterns

ANCIENT Tecnica R11 Rett.


- EJ9J White ● T31
- KC51 Silver ● T31
- EJ9K Cream ● T31
- Up to 18 patterns



60x120 - 23^{5/8}"x47^{1/4}"

RULED Naturale R10 Rett.

- EJ91 White ● T31
- EJ93 Silver ● T31
- EJ92 Cream ● T31
- EJT2 Chocolate ● T31
- Up to 11 patterns



90x90 - 35^{7/16}"x35^{7/16}"

MINIMAL Naturale R10 Rett.

- EK8K White ● T31
- EK8L Cream ● T31
- Up to 14 patterns

COLORI/FORMATI

COLOURS / SIZES - COULEURS / FORMATS - FARBEN / FORMATE
COLORES / TAMAÑOS - ЦВЕТА / ФОРМАТЫ

**UNIQUE
TRAVERTINE**

9,5 mm.



60x60 - 23^{5/8}"x23^{5/8}"

MINIMAL Naturale R10 Rett.

- EK6M White ● T17
- EK6N Cream ● T17
- Up to 24 patterns

ANCIENT Naturale R10 Rett.

- EK6Q White ● T17
- EK6R Cream ● T17
- Up to 36 patterns

7,5x60 - 2^{15/16}"x23^{5/8}"

MINIMAL Naturale R10 Rett.

- EJQZ White ● T49
- EJR1 Silver ● T49
- EJR0 Cream ● T49
- EJTO Chocolate ● T49



30x60 - 11^{13/16}"x23^{5/8}"

RULED Naturale R10 Rett.

- EJ95 White ● T14
- EJ97 Silver ● T14
- EJ96 Cream ● T14
- EJT4 Chocolate ● T14
- Up to 44 patterns



30x60 - 11^{13/16}"x23^{5/8}"

VEIN CUT Naturale R10 Rett.

- EJ7H White ● T14
- EJ7K Silver ● T14
- EJ7J Cream ● T14
- EJSL Chocolate ● T14
- Up to 76 patterns

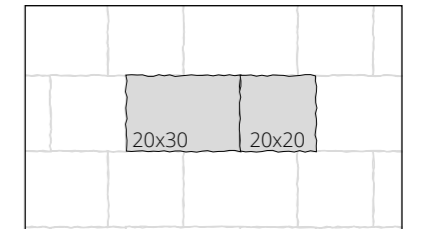
MINIMAL Naturale R10 Rett.

- EJ8P White ● T14
- EJ8R Silver ● T14
- EJ8Q Cream ● T14
- EJSY Chocolate ● T14
- Up to 48 patterns

ANCIENT Naturale R10 Rett.

- EJ9E White ● T14
- EJ9G Silver ● T14
- EJ9F Cream ● T14
- EJTA Chocolate ● T14
- Up to 72 patterns


OPUS



1 pz./pcs 20x30 - 7^{7/8}"x11^{3/16}"
1 pz./pcs 20x20 - 7^{7/8}"x7^{7/8}"

OPUS ANCIENT Naturale R10 Brecciato

- EJPZ White ● T104
- EJQ1 Silver ● T104
- EJQ0 Cream ● T104
- EJTF Chocolate ● T104



20MM



60x120 - 23^{5/8}"x47^{1/4}"

MINIMAL Naturale R11 Rett.

- EK6T Cream ● T80

DECORI

DECORS - DECORS - DEKORE - DECORADOS - ДЕКОРЫ

MOSAICO 5X5* 30x30 - 11^{13/16} x 11^{13/16}" (Tessere 4,8x4,8 - 1^{7/8} x 1^{7/8}")



VEIN CUT
EJDJ White Nat. R10 ● A86

VEIN CUT
EJDN White Full Lapp ● A90



VEIN CUT
EJDL Silver Nat. R10 ● A86

VEIN CUT
EJDQ Silver Full Lapp ● A90



VEIN CUT
EJDK Cream Nat. R10 ● A86

VEIN CUT
EJDP Cream Full Lapp ● A90




VEIN CUT
EJTH Chocolate Nat. R10 ● A86

VEIN CUT
EJTK Chocolate Full Lapp ● A90



MINIMAL
EJDW White Nat. R10 ● A86



MINIMAL
EJDY Silver Nat. R10 ● A86



MINIMAL
EJDZ Cream Nat. R10 ● A86




MINIMAL
EJTP Chocolate Nat. R10 ● A86




ANCIENT
EJE0 White Nat. R10 ● A86



ANCIENT
EJE2 Silver Nat. R10 ● A86



ANCIENT
EJE1 Cream Nat. R10 ● A86



ANCIENT
EJTR Chocolate Nat. R10 ● A86

DECORI

DECORS - DECORS - DEKORE - DECORADOS - ДЕКОРЫ

MOSAICO MINI BLOCK* 30x30 - 11^{13/16} x 11^{13/16}"



VEIN CUT
EJE4 White Nat. R10 ● A107



VEIN CUT
EJE6 Silver Nat. R10 ● A107



VEIN CUT
EJE5 Cream Nat. R10 ● A107



VEIN CUT
EJTT Chocolate Nat. R10 ● A107



MINIMAL
EJED White Nat. R10 ● A107



MINIMAL
EJEF Silver Nat. R10 ● A107



MINIMAL
EJEE Cream Nat. R10 ● A107



MINIMAL
EJTX Chocolate Nat. R10 ● A107



ANCIENT
EJEH White Nat. R10 ● A107



ANCIENT
EJEK Silver Nat. R10 ● A107



























ANCIENT
EJEJ Cream Nat. R10 ● A107



ANCIENT
EJTZ Chocolate Nat. R10 ● A107

PEZZI SPECIALI

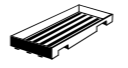


TRIMS - PIECES SPECIALES - FORMTEILE - PIEZAS ESPECIALES - СПЕЦИАЛЬНЫЕ ИЗДЕЛИЯ

	Dimensione Size					Fascia di prezzo Price band
	Naturale R10 Rett. 7x60 - 2 ^{3/4} x23 ^{5/8} Pcs. Box. 15 - LM x Box 9,00	EJKH	EJKK	EJKJ	EJU1	● A11
	Naturale R10 Rett. 33x120 - 12 ^{15/16} x47 ^{1/4} Pcs. Box 2 - LM x Box 2,40	EJLK	EJLM	EJLL	EJU9	● A82
	Naturale R10 Rett. 33x120x3,2x3,2 12 ^{15/16} x47 ^{1/4} x1 ^{1/4} x1 ^{1/4} Pcs. Box 2 - LM x Box 2,40	EJM5	EJM7	EJM6	EJUL	● A98
	Full Lappato Rett. 33x120x3,2x3,2 12 ^{15/16} x47 ^{1/4} x1 ^{1/4} x1 ^{1/4} Pcs. Box 2 - LM x Box 2,40	EJM9	EJMC	EJMA	EJUN	● A101
	Naturale R10 Rett. 33x120x3,2x3,2 12 ^{15/16} x47 ^{1/4} x1 ^{1/4} x1 ^{1/4} Pcs. Box 1 - LM x Box 1,20	Dx - Right EJMS	Dx - Right EJMU	Dx - Right EJMT	Dx - Right EJUW	● A104
		Sx - Left EJND	Sx - Left EJNF	Sx - Left EJNE	Sx - Left EJV6	
	Full Lappato Rett. 33x120x3,2x3,2 12 ^{15/16} x47 ^{1/4} x1 ^{1/4} x1 ^{1/4} Pcs. Box 1 - LM x Box 1,20	Dx - Right EJMW	Dx - Right EJMY	Dx - Right EJMX	Dx - Right EJUY	● A106
		Sx - Left EJNH	Sx - Left EJNK	Sx - Left EJNJ	Sx - Left EJV8	
	Dimensione Size					Fascia di prezzo Price band
	Naturale R10 Rett. 7x60 - 2 ^{3/4} x23 ^{5/8} Pcs. Box. 15 - LM x Box 9,00	EJKR	EJKT	EJKS	EJU5	● A11
	Naturale R10 Rett. 33x120 - 12 ^{15/16} x47 ^{1/4} Pcs. Box 2 - LM x Box 2,40	EJLX	EJLZ	EJLY	EJUE	● A82
	Naturale R10 Rett. 33x120x3,2x3,2 12 ^{15/16} x47 ^{1/4} x1 ^{1/4} x1 ^{1/4} Pcs. Box 2 - LM x Box 2,40	EJMJ	EJML	EJMK	EJUS	● A98
	Naturale R10 Rett. 33x120x3,2x3,2 12 ^{15/16} x47 ^{1/4} x1 ^{1/4} x1 ^{1/4} Pcs. Box 1 - LM x Box 1,20	Dx - Right EJN4	Dx - Right EJN6	Dx - Right EJN5	Dx - Right EJV2	● A104
		Sx - Left EJNR	Sx - Left EJNT	Sx - Left EJNS	Sx - Left EJVD	
	Dimensione Size					Fascia di prezzo Price band
	Naturale R10 Rett. 7x60 - 2 ^{3/4} x23 ^{5/8} Pcs. Box. 15 - LM x Box 9,00	EJKV	EJKX	EJKW	EJU7	● A11
	Naturale R10 Rett. 33x120 - 12 ^{15/16} x47 ^{1/4} Pcs. Box 2 - LM x Box 2,40	EJM1	EJM3	EJM2	EJUJ	● A82
	Naturale R10 Rett. 33x120x3,2x3,2 12 ^{15/16} x47 ^{1/4} x1 ^{1/4} x1 ^{1/4} Pcs. Box 2 - LM x Box 2,40	EJMN	EJMQ	EJMP	EJUU	● A98
	Naturale R10 Rett. 33x120x3,2x3,2 12 ^{15/16} x47 ^{1/4} x1 ^{1/4} x1 ^{1/4} Pcs. Box 1 - LM x Box 1,20	Dx - Right EJN8	Dx - Right EJNA	Dx - Right EJN9	Dx - Right EJV4	● A104
		Sx - Left EJNV	Sx - Left EJNX	Sx - Left EJNW	Sx - Left EJVF	

Pezzi speciali 20mm su richiesta. | 20mm trims available on request. | Pièces spéciales 20mm (sur demande).
Formteile 20mm auf anfrage erhältlich. | Piezas especiales 20mm disponibles bajo pedido. | Специальные изделия 20мм по запросу.
I pezzi speciali inclusi nel campo di applicazione della EN 14411:2016 presentano le stesse caratteristiche di superficie dei fondi di partenza.
Trims within the scope of EN 14411:2016 have the same surface characteristics as the relative plain tiles.

IMBALLI E PESI

PACKING AND WEIGHT - EMBALLAGES ET POIDS - VERPACKUNG UND GEWICHT - EMBALAJES Y PESOS - УПАКОВКА И ВЕС

Formato Size Format Format Тamaño Формат cm	Spessore Thickness Epaisseur Stärke Espesor Толщина mm	Pz. x Mq. Pieces x Sqm Pcs / M ² Stk. x Qm Pzs x Mc. Шт x Кв.М.	Pz. x Scat. Pieces x Box Pcs / Bte Stk. x Krt. Pzs x Caja Шт x Кор.	Mq. x Scat. Sqm x Box M ² / Bte Qm x Krt. Mc. x Caja Кв.М. x Кор.	Peso x Scat. Weight x Box Poids / Bte Gewicht x Krt. Peso x Caja Вес x Кор. Kg	Scat. x Pal. Boxes x Pal. Bte / Pal. Krt. x Pal. Cajas x Pal. Кор. x Подд.	Mq. x Pal. Sqm x Pal. M ² / Pal. Qm x Pal. Mc. x Pal. Кв.М x Подд.	Peso x Pal. Weight x Pal. Poids / Pal. Gewicht x Pal. Peso x Pal. Вес x Подд. Kg
120x278 Naturale R10 - Full Lappato	6,5	0,30	1	3,336	50,04			
160x160 Naturale R10 - Tecnica R11	9	0,39	1	2,560	53,76			vedi sotto - see below
120x120 Naturale R10 - Tecnica R11 Lappato Antique	9,5	0,69	1	1,440	31,68	36	51,84	1140
90x180 Naturale R10	10	0,62	2	3,240	74,52	18	58,32	1341
90x90 Naturale R10	9,5	1,23	2	1,620	35,64	24	38,88	855
60x120 Naturale R10 - Tecnica R11 Full Lappato - Lappato Antique	9,5	1,39	2	1,440	31,68	36	51,84	1140
60x60 Naturale R10	9,5	2,78	3	1,080	23,76	40	43,20	950
30x60 Naturale R10	9,5	5,56	6	1,080	23,76	48	51,84	1140
7,5x60 Naturale R10	9,5	22,22	15	0,675	14,85	56	37,80	832
30x60 Ruled Naturale R10	9,5	5,56	6	1,080	23,76	48	51,84	1140
7,5x60 Ruled Naturale R10	9,5	22,22	15	0,675	14,85	56	37,80	832
30x30 Mosaico 5x5 Nat. R10 - Full Lappato	9,5	11,11	5	0,450	8,73	60	27,00	524
30x30 Mosaico Mini Block Nat. R10	9,5	11,11	5	0,450	8,73	60	27,00	524
OPUS 20x30 - 20x20 Naturale R10	9,5	-	6+6	0,600	13,20	54	32,40	713
60x120 20MM Naturale R11	20	1,39	1	0,720	33,12	36	25,92	1192
Articolo Item Reference Artikel Articulo Артикул	Dimensione (cm) Size (cm) Format (cm) Format (cm) Тamaño (cm) Формат (cm)	Nr. Lastre Nb. Dalles Anz. Platten N° de Placas Кол. Плит	Mq. x Imballo sqm per Pack M ² / Emballage qm pro Verpackung M ² por embalaje Кв.м. x упаковку	Peso Imballo (Kg) Weight of Packaging (kg) Poids Emballage (kg) Gewicht Verpackung (kg) Peso embalaje (kg) Вес упаковки (кг)	Peso Imballo+Lastre (Kg) Weight of Packaging + Slabs (kg) Poids Emballage+Dalles (kg) Gewicht Verpackung+Platten (kg) Peso embalaje + placas (kg) Вес упаковки + плит (кг)			
	120x278	5	16,68	107	357,20			
	Cassa - Crate - Caisse Kiste - Сажа - Ящик	18	60,05	145	1045,72			
	120x278	40	133,44	180	2181,60			
	Cavalletto - A-Frame - Chevalet de transport - Transportgestell Caballete - Подставка	75x290x160h						
	160x160	18	46,08	100	1067,68			
	Cassa - Crate - Caisse Kiste - Сажа - Ящик	174x183x41h						

GAMMA
RANGE - GAMME
PRODUKTANGEBOT
RANGO - ГАММА

	Dimensione Size	120x278 47 ^{1/4} "x109 ^{7/16} "		160x160 62 ^{15/16} "x62 ^{15/16} "		120x120 47 ^{1/4} "x47 ^{1/4} "			90x180 35 ^{7/16} "x70 ^{7/8} "	90x90 35 ^{7/16} "x35 ^{7/16} "	60x120 23 ^{5/8} "x47 ^{1/4} "						60x60 23 ^{5/8} "x23 ^{5/8} "	30x60 11 ^{13/16} "x23 ^{5/8} "		7,5x60 2 ^{15/16} "x23 ^{5/8} "		20x30 / 20x20 7 ^{7/8} "x11 ^{13/16} " / 7 ^{7/8} "x7 ^{7/8} "	
		Finiture Finishing	Full Lappato	Nat. R10	Nat. R10	Tecnica R11	Lapp. Antique	Nat. R10	Tecnica R11	Nat. R10	Nat. R10	Full Lappato	Lapp. Antique	Nat. R10	Tecnica R11	Ruled Nat. R10	Nat. R11	Nat. R10	Nat. R10	Ruled Nat. R10	Nat. R10	Ruled Nat. R10	Opus Nat. R10 Brecciato
		Spessore Thickness	6,5 mm	6,5 mm	9 mm	9 mm	9,5 mm	9,5 mm	9,5 mm	10 mm	9,5 mm	9,5 mm	9,5 mm	9,5 mm	9,5 mm	9,5 mm	20 mm	9,5 mm	9,5 mm	9,5 mm	9,5 mm	9,5 mm	9,5 mm
VEIN CUT	White	EJ7M	ELKX						EJSF		EJ7R		EJ7D	ELLG					EJ7H				
	Silver										EJ7T		EJ7F	ELLJ					EJ7K				
	Cream	EJ7N	ELKY						EJSG		EJ7S		EJ7E	ELLH					EJ7J				
	Chocolate										EJSN		EJSJ						EJSL				
MINIMAL	White		ELL6	ENMR		ENLP	ELL9	ELLD	EJQV	EK8K		ENLT	EJ8K	ELLL			EK6M	EJ8P		EJQZ			
	Silver												EJ8M	ELLN				EJ8R		EJR1			
	Cream		ELL7	ENMS	ENWY	ENLN	ELLA	ELLE	EJQW	EK8L		ENLU	EJ8L	ELLM		EK6T	EK6N	EJ8Q		EJR0			
	Chocolate												EJSW					EJSY		EJT0			
ANCIENT	White												EJ99	EJ9J			EK6Q	EJ9E					EJPZ
	Silver												EJ9C	KC51				EJ9G					EJQ1
	Cream												EJ9A	EJ9K			EK6R	EJ9F					EJQ0
	Chocolate												EJT8					EJTA					EJTF
RULED 60x120 30x60	White														EJ91				EJ95				
	Silver														EJ93				EJ97				
	Cream														EJ92				EJ96				
	Chocolate														EJT2				EJT4				
RULED 7,5x60	White																					EJR3	
	Silver																					EJR5	
	Cream																					EJR4	
	Chocolate																					EJT6	

Regole di manutenzione in caso di superfici in gres full lappato

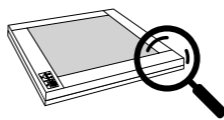
Nel caso di pavimenti in gres porcellanato full lappato consigliamo sempre di rivolgersi a professionisti esperti per la posa.

Guidelines for caring for Full Lappato stoneware surfaces

Nel Full Lappato porcelain stoneware floor coverings should always be installed by skilled professionals.


- 1** All'apertura delle scatole di imballo, prima della fase di posa, verificare sempre che il materiale sia privo di difetti. Emileramica non accetta contestazioni sul materiale posato o qualora esso sia sottoposto ad un utilizzo non idoneo rispetto alla destinazione d'uso.

Always inspect the material for defects when the boxes are opened prior to installation. Emileramica does not accept complaints regarding material that has already been installed, or that has been used for an application other than its intended use.



- 2** Durante la fase di rimozione dell'imballo delle piastrelle assicurarsi che le stesse non vengano trascinate ma maneggiate con cura, sollevandole e adagiandole a terra. Per formati superiori ai 60x60 cm è opportuna la movimentazione congiunta di due persone.

When removing tiles from their packaging, take care not to drag them over each other; handle them with care, lifting them and then placing them gently on the ground. Two people are recommended for handling sizes over 60x60 cm.



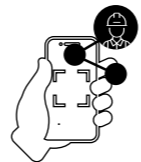
- 3** Durante le fasi di posa assicurarsi che gli oggetti (scatole, mobili, oggetti edili) non vengano trascinati sulle piastrelle a pavimento ma vengano sempre sollevati e adagiati con cura sulle superfici. Sotto a questi oggetti potrebbero essere presenti residui di sabbia, sassolini o altri materiali edili che possono causare graffi sulla superficie del gres porcellanato.

During installation, make sure that objects (boxes, furniture, building equipment) are not dragged over the floor tiles; always lift them and then place them carefully on surfaces. Any residues of sand, pebbles or other construction materials stuck to the bottoms of these items may scratch the porcelain stoneware surface.



- 4** Prima di ricoprire il pavimento con lo strato protettivo descritto sopra consigliamo di scattare fotografie del pavimento e condividerle con il responsabile lavori.

Before covering the flooring with the protective layer described above, we advise you to take photographs of the floor and share them with the director of the works.



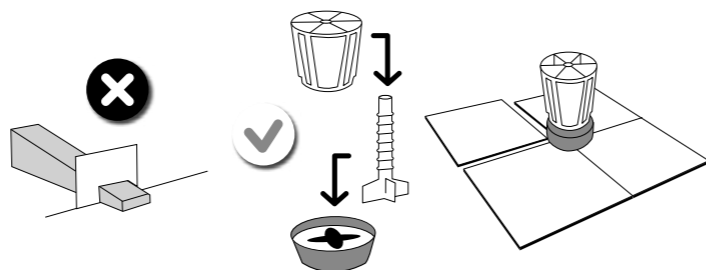
- 5** Assicurarsi che sotto alle suole delle scarpe dei posatori professionisti o degli addetti ai lavori edili, durante la posa e durante la fase di protezione del pavimento, non siano presenti sassolini o pezzi di vetro che potrebbero rigare il materiale posato.

During installation and protection of the floor, make sure that there are no pebbles or pieces of glass trapped in the soles of the shoes of the professional tile installers or construction workers, as they could scratch the material installed.




- 6** Assicurarsi che il posatore professionista utilizzi livellatori con cappucci e sistemi di protezione idonei al gres porcellanato full lappato, per evitare eventuali graffi che potrebbero essere causati dal tirante durante la fase di livellamento del pavimento.

Make sure that the professional tile installer uses levellers with caps and guards suitable for Full Lappato porcelain stoneware, to prevent possible scratching by the presser during levelling of the covering.




- 7** Qualora il materiale full lappato a campo pieno fosse posato al piano terra con accesso diretto ad aree esterne (garden, patio, spiagge...) consigliamo di utilizzare barriere contro lo sporco (zerbini, tappetini, etc)

If the Full Lappato material is installed on the ground floor with direct access to outdoor areas (gardens, patios, beaches, etc.), dirt barriers should be installed (doormats, indoor mats, etc.).



- 8** Dopo la fine dei lavori, per una protezione maggiore dai graffi, consigliamo di usare dei gommini bio-adesivi, o feltrini da applicare sotto a ogni gamba delle sedie e sotto alle basi di tutti i mobili o oggetti pesanti di arredamento.

After the installation job is complete, as a further safeguard against scratches bio-adhesive rubber or felt pads should be applied under all chair legs or underneath the bases of all heavy furniture or interior design features.



La prima pulizia dopo la posa

L'accuratezza e la tempestività della pulizia iniziale è di basilare importanza; è necessaria su tutte le tipologie di pavimentazione ceramica al fine di garantire un'agevole pulizia quotidiana. Nel caso in cui venisse trascurata e non effettuata potrebbero insorgere alonature che impedirebbero di mantenere pulito il pavimento nonostante una buona manutenzione quotidiana. È necessario lavare accuratamente il pavimento per rimuovere i residui cementizi e di stuccatura. Per stucchi di tipo cementizio occorre attendere non più di 48 ore prima di effettuare la pulizia, per stucchi additivi con lattice o epossidici occorre effettuare molto rapidamente la pulizia in quanto l'indurimento dei componenti ne renderebbe molto difficoltosa la rimozione. I prodotti indicati per questo tipo di pulizia devono essere di natura acida.

Per realizzare la pulizia seguire i passaggi elencati sotto:

Initial cleaning after installation

Quick, thorough initial cleaning is of fundamental importance and is necessary on all types of ceramic floor covering to allow easy subsequent daily cleaning. In the event of the failure to carry out this procedure properly, smears may be left which make it impossible to keep the floor clean in spite of thorough routine cleaning. The floor must be washed thoroughly to remove cement and grout residues.

For cement-based grouts, clean within no more than 48 hours. For grouts containing latex or epoxy resins, cleaning must be carried out very quickly, since the components are very difficult to remove once set. The recommended products for this type of cleaning are acid-based.

To clean, proceed as follows:

- 1** Stesura del prodotto acido diluito in soluzione variabile da 10 a 20% sulla superficie.

Apply the acid product diluted in a 10-20% solution to the surface.



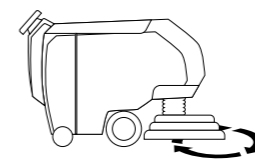
- 2** Attendere 7/10 minuti

Wait 7/10 minutes



- 3** Effettuare la pulizia esercitando una decisa azione meccanica; utilizzare strumenti di pulizia manuale o adeguate macchine lavapavimenti (si consiglia l'utilizzo di macchine lava-pavimenti dotate di spazzole bianche in feltro; evitare l'utilizzo di spazzole nere a residuo carbonioso). L'operazione di lavaggio deve essere il più possibile omogenea.

Clean with a vigorous scrubbing action, with suitable equipment by hand, or appropriate floor cleaning appliances (floor cleaners fitted with white felt brushes are recommended; do not use black brushes which leave a carbon residue). Take care to clean the whole surface as evenly as possible.



- 4** Neutralizzare la soluzione acida con abbondante risciacquo, possibilmente con acqua calda. Il risciacquo deve essere effettuato più volte fino alla completa rimozione di tutto il residuo acido.

Neutralise the acid solution by washing with plenty of water, hot if possible. Keep rinsing until all acid residue has been removed.



Protezione del pavimento fino a termine dei lavori edili

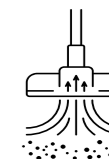
Dopo la posa e la successiva pulizia, raccomandiamo di prestare particolare attenzione alla protezione del pavimento, per evitare di danneggiarlo durante i lavori di cantiere. **Si raccomanda di seguire le regole di protezione sotto:**

Protecting the floor during the remainder of the construction work

After installation and cleaning, it is essential to take special care to protect the floor to prevent damage during works on the site. The following guidelines must always be followed to protect the floor:

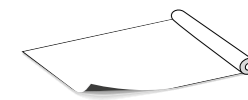
- 1** Aspirare / spazzare bene il pavimento per eliminare qualsiasi residuo di sabbia o altri materiali edili, e in generale da tutto ciò che potrebbe rigarlo o macchiarlo prima della chiusura del cantiere.

Vacuum / sweep the floor thoroughly to remove any residues of sand or other construction materials and anything in general which might scratch or stain it during completion of the building works.



- 2** Posizionare sul pavimento perfettamente pulito e privo di polvere, di sabbia o altri residui edili, uno strato di feltro o guaina felpata, coprendo interamente la superficie.

Spread a layer of felt matting or waterproof sheeting with a felt underside over the perfectly clean floor from which all dust, sand or other construction residues have been removed, covering the whole surface.



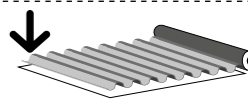
- 3** Fissare il feltro o guaina felpata con nastro adesivo lungo i bordi in modo che non passino particelle di sabbia o altro materiale sotto allo strato protettivo durante i lavori edili. È necessario accertarsi di non lasciare sabbia o polvere sotto questo strato di protezione.

Secure the matting or sheeting with adhesive tape around the edges so that no sand or other material can get underneath the protective layer during the construction works. It is essential not to allow sand or dust to get underneath this protective layer.



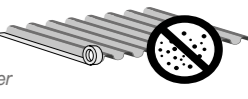
- 4** Posizionare sopra allo strato di feltro o guaina felpata un ulteriore strato di cartone ondulato.

Lay an additional protective layer of corrugated cardboard on top of the felt matting or waterproof sheeting with felt underside.



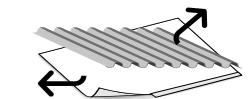
- 5** Fissare il cartone ondulato con nastro adesivo lungo i bordi in modo che non passino particelle di sabbia od altro materiale sotto allo strato protettivo durante i lavori edili. È necessario accertarsi di non lasciare sabbia o polvere sotto questo strato di protezione.

Secure the corrugated cardboard with adhesive tape around the edges so that no sand or other material can get underneath the protective layer during the construction works. It is essential not to allow sand or dust to get underneath this protective layer.



- 6** Gli strati protettivi andranno rimossi solo una volta conclusi i lavori edili.

The protective layers must not be removed until the building works are complete.



IMPORTANTE / IMPORTANT

EMILERAMICA NON GARANTISCE I PROPRI PRODOTTI IN CASO DI MANCATA APPLICAZIONE DI QUESTE REGOLE DI MANUTENZIONE DELLE SUPERFICI IN GRES PORCELLANATO FULL LAPPATO. EMILERAMICA DOES NOT GUARANTEE ITS PRODUCTS IN CASE OF FAILURE TO APPLY THESE GUIDELINES FOR CARING FOR FULL LAPPATO PORCELAIN STONWARE SURFACES.

PER AGEVOLARE L'ESECUZIONE DELLA PULIZIA ACIDA INIZIALE SI CONSIGLIA DI UTILIZZARE UN APPPOSITO DISPOSITIVO ASPIRA-LIQUIDI ALLO SCOPO DI EVITARE L'ESSICCAZIONE DELLA SOLUZIONE ACQUA-ACIDO, LA PATINA ESSICCATA DELLA SOLUZIONE RENDEREbbe VANA L'OPERAZIONE DI PULIZIA. PER PRODOTTI STRUTTURATI, CON RILIEVI PRONUNCIATI O FINITURE ANTISIVOLO IL LAVAGGIO ACIDO DEVE ESSERE EFFETTUATO CON LA MASSIMA RAPIDITÀ DOPO LA POSA. PRIMA DEL LAVAGGIO ACIDO, DURANTE LA POSA, SI CONSIGLIA DI RIMUOVERE GLI ECCESSI DI STUCCATURA CON SPUGNA E ACQUA. SI CONSIGLIA DI PROVARE PREVENTIVAMENTE IL LAVAGGIO SU UNA PIASTRELLA NON POSATA, IN PARTICOLARE MODO IN CASO DI PRODOTTI LAPPATI O LEVIGATI.

TO AID IN THE INITIAL ACID CLEANING OPERATION, USE OF A SPECIAL VACUUM DRYER IS RECOMMENDED TO PREVENT THE WATER-ACID SOLUTION FROM DRYING; IF THE SOLUTION DRIES TO FORM A COATING OVER THE SURFACE, THE CLEANING PROCEDURE WILL HAVE FAILED. FOR STRUCTURED PRODUCTS, WITH NOTICEABLE RELIEF PATTERNS OR ANTI-SLIP FINISHES, ACID WASHING MUST BE CARRIED OUT AS SOON AS POSSIBLE AFTER INSTALLATION. BEFORE WASHING WITH ACID, EXCESS GROUT SHOULD BE REMOVED WITH A SPONGE AND WATER DURING THE INSTALLATION PROCEDURE ITSELF. THE WASHING OPERATION SHOULD BE TESTED ON A SPARE TILE BEFORE PROCEEDING, ESPECIALLY IN THE CASE OF SEMI-POLISHED OR POLISHED PRODUCTS.

UNIQUE TRAVERTINE

Porcelain Tiles
ISO 13006 Annex G - UNI EN 14411 Annex G - Bla GL
ANSI A137.1 - CLASS P1



CARATTERISTICHE TECNICHE

Technical Features - Caracteristiques Techniquesa - Technische Eigenschaften
Technische Eigenschaften - Características Técnicas - Технические Характеристики

	NORMA Standard - Norme Norm - Norma - Норма	VALORI Value - Valeur Vorgabe - Valor - Средние			
ASSORBIMENTO D'ACQUA Water absorption - Absorption d'eau - Wasseraufnahme Absorción de agua - Поглощение воды	UNI EN ISO 10545/3	Conforme			
RESISTENZA ALLA FLESSIONE Modulus of rupture - Resistance à la flexion - Biegefestigkeit Resistencia a la flexon - Прочность на изгиб	SPESSORE UNI EN ISO 10545/4	9 / 9,5 / 10 mm ≥ 45 N/mm ² 20MM ≥ 45 N/mm ²			
FORZA DI ROTTURA Breaking strength - Résistance à la rupture - Bruchlast Resistencia a la rotura - Разрывное усилие	UNI EN ISO 10545/4 ASTM C648	≥ 2000 N ≥ 400 lbf ≥ 12000 N ≥ 2500 lbf			
RESISTENZA AL GELO Frost resistance - Résistance au gel - Frostbeständigkeit Resistencia a las heladas - Морозостойкость	UNI EN ISO 10545/12 ASTM C1026	Conforme Unaffected			
RESISTENZA CHIMICA AD ALTE E BASSE CONCENTRAZIONI DI ACIDI E BASI Chemical resistance to high and low acid and basic concentrations Résistance chimique aux hautes et basses concentrations d'acides et de bases Chemikalienfestigkeit bei hohen und niedrigen Konzentrationen von Säuren und Basen Resistencia química con concentraciones altas y bajas de ácidos y bases Химическая стойкость к высокому и низкому концентрациям кислот и щелочей	UNI EN ISO 10545/13 ASTM C-650	A - LA - HA Unaffected			
RESISTENZA ALLE MACCHIE Stain resistance - Résistance aux taches - Fleckenbeständigkeit Resistencia a las manchas - Стойкость к образованию пятен	UNI EN ISO 10545/14 ASTM C1378	5 Class A			
COEFFICIENTE DI ATTRITO Slip resistance Coefficient de glissement Rutschfestigkeit Barfußbereich Coeficiente de atrito medio Коэффициент трения	NATURALE NATURALE 160x160 FULL LAPPATO / LAPPATO ANTIQUE	TECNICA / 20MM			
	DIN EN 16165 Annex B	R10	R10	-	R11
	DIN EN 16165 Annex A	B (A+B)	B (A+B)	-	C (A+B+C)
	ANSI A326.3:2017 DCOF	WET ≥ 0,50	WET ≥ 0,50	-	WET ≥ 0,65
	B.C.R.A. D.M. N. 236 14/6/89	> 0,40	> 0,40	-	> 0,40
	AS 4586-2013 Anexo A	P3	P2	-	P4
	BS 7976-2: 2002 BSEN13036-4:2011 Pendulum testers	> 36 Low Slip potential Slider 96	< 36 Moderate Slip potential Slider 96	-	> 36 Low Slip potential Both sliders
	UNE 41901:2017 EX DB SUA (actual)	-	-	-	3

Per maggiori chiarimenti sui dati tecnici e sulla garanzia consultare il catalogo generale in vigore. - For further information on technical specifications, please consult our up-dated general catalogue.- Pour toutes informations supplémentaires sur les données techniques et sur les garanties, veuillez consulter le catalogue general en vigueur. - Für weitere Informationen über technische Daten und Garantie beziehen sie sich bitte auf den aktuellen Gesamtkatalog. - Para ulteriores informaciones sobre los datos tecnicos y la garantía, vease el catalogo general en vigor. - Более подробную информацию о технических данных и гарантии смотрите в действующем сводном катал.

PRODUCT CERTIFIED FOR LOW CHEMICAL EMISSIONS: UL.COM/GG UL 2818

mindful 160x160x9,5

120x278

放射性水平A类

UPEC

25% 20MM
15% 9 / 9,5 / 10 mm
0% 6,5 mm
valori medi - average values

NATURALE
TECNICA/20MM

FULL LAPPATO
LAPPATO ANTIQUE

SHADE VARIATION
V3 High

* La lista completa e aggiornata dei prodotti certificati è visionabile sul sito www.cstb.fr. Per qualsiasi ulteriore informazione contattare Emilceramica Group. - The full, up-to-date list of certified products can be viewed at www.cstb.fr. Please contact the Emilceramica Group for any further information. - La liste complète et à jour des produits certifiés peut être consultée sur le site www.cstb.fr. Pour tout renseignement complémentaire, veuillez contacter Emilceramica Group. - Die komplette und aktualisierte Liste der zertifizierten Produkte ist im Internet auf www.cstb.fr einsehbar. Für ausführliche Informationen kontaktieren Sie bitte die Emilceramica Group. - La lista completa y actualizada de los productos certificados se puede consultar accediendo al sitio web www.cstb.fr. Para más información pueden ponerse en contacto con Emilceramica Group.

PROVENZA

USGBC MEMBER

GREEN BUILDING COUNCIL
SOCIO
PARTNER

CONFINDUSTRIA
PER LA SOSTENIBILITÀ

CERTIFIED MANAGEMENT SYSTEMS
CQY CERTIQUALITY
UNI EN ISO 9001:2015
UNI EN ISO 14001:2015
UNI ISO 45001:2018
UNI CEI EN ISO 50001:2018

FRANÇAIS / DEUTSCH / ESPAÑOL / РУССКИЙ

Unique Travertine, liberté totale de création

Unique Travertine est un hymne à l'effet calcaire du travertin, une collection belle et éclectique, en mesure de donner à une matière classique une interprétation originale et très actuelle : un projet complet qui se penche sur les différents façonnages du travertin.

La collection propose de nombreuses versions, des plus naturelles comme Vein Cut, où les veines longitudinales de la coupe vont dans le sens de la veine, Minimal qui s'inspire du façonnage sur la face arrière du travertin, aux versions les plus singulières comme Ruled, où fument les cannelures et les creux tridimensionnels, et Ancient, avec un sophistiqué effet vieilli qui convient très bien aux projets de récupération en style et à l'esprit rétro.

Unique Travertine est le parfait condensé entre matière classique et design contemporain, un ensemble complet et harmonieux d'éléments capables d'interpréter, en se mélangeant entre eux, des espaces au look défini et unique, des plus traditionnels aux plus audacieux et expérimentaux.

La collection Unique Travertine s'enrichit avec l'arrivée d'un nouveau grand format 160x160, épaisseur 9 mm, disponible dans les variantes Minimal White et Minimal Cream. Autre nouveauté majeure : la finition Lappato Antique, proposée dans les formats 120x120 et 60x120 (épaisseur 9,5 mm), déclinée elle aussi dans les graphismes Minimal White et Minimal Cream. Grâce à la technologie DIGI-TOUCH, la graphique et la structure tridimensionnelle se fondent en parfaite harmonie, donnant naissance à des surfaces texturées, ultra-réalistes et visuellement percutantes. La finition Lappato Antique se distingue par l'utilisation de la technologie DIGI-TOUCH, qui garantit une synchronisation parfaite entre graphisme et relief tridimensionnel. Le résultat : une surface d'un réalisme saisissant, où chaque détail est sublimé par un jeu subtil entre profondeur visuelle et sensation tactile. Une innovation qui élève le potentiel esthétique de la collection et fait de chaque dalle une pièce unique, idéale pour des espaces au design raffiné.

Unique Travertine, uneingeschränkter Gestaltungsfreiraum

Unique Travertine ist eine eindrucksvolle keramische Interpretation des Kalksteins Travertin. In dieser vielseitigen Kollektion wird das Materialbild eines klassischen Materials in einer ungewöhnlich aktuellen Optik umgesetzt. Ein umfassendes Konzept, das auf der Studie verschiedenen Verarbeitungstechniken von Travertin beruht.

Die Kollektion umfasst eine Reihe von Varianten – von den natürlichen wirkenden, wie Vein Cut mit den typischen Bänderungen, die durch das Zersägen mit der Äderung entstehen, Minimal, die von der rückseitigen Bearbeitung des Travertins inspiriert ist – bis zu den ungewöhnlichen Versionen wie Ruled mit einer Reliefstruktur aus Rillen und Furchen und schließlich Ancient in edler Antikoptik, die sich perfekt für stilvolle Sanierungen und Gestaltungen im Retro-Look eignet.

Unique Travertine ist die gelungene Synthese aus klassischem Material und stylischem Designkonzept. Ein harmonisches Zusammenspiel von Elementen ermöglicht überzeugende Raumkonzepte mit ausdrucksstarkem Design: ob klassisch, extravagant oder gewagt.

Die Kollektion Unique Travertine erweitert sich mit dem neuen Großformat 160x160 mit 9 mm Stärke, das in den Versionen Minimal White und Minimal Cream lieferbar ist. Zu dieser bedeutenden Neuheit kommt das Finish Lappato Antique hinzu, das in den Formaten 120x120 und 60x120 mit 9,5 mm Stärke ebenfalls mit den Materialbildern Minimal White und Minimal Cream erhältlich ist. Die DIGI-TOUCH-Technologie sorgt dafür, dass die Zeichnung und die dreidimensionale Struktur perfekt miteinander harmonisieren und eine strukturierte Oberfläche schaffen, die realistisch und sehr markant wirkt. Das Finish Lappato Antique zeichnet sich dadurch aus, dass dank der DIGI-TOUCH-Technologie das Materialbild und die 3D-Struktur perfekt aufeinander abgestimmt werden. Das Ergebnis ist eine außerordentlich realistische strukturierte Oberfläche, wo jedes Detail durch ein harmonisches Zusammenspiel von Haptik und optischer Tiefe hervorgehoben wird. Eine Innovation, welche die ästhetische Wirkung noch verstärkt und jede Platte einzigartig macht, um damit ganz besondere Räume zu gestalten.

Unique Travertine, proyectos sin límites

Unique Travertine es una oda al material calizo del travertino, una colección sugestiva y versátil, capaz de reinterpretar una piedra clásica en una clave inédita y de lo más actual: un proyecto completo, realizado a través del estudio de las diversas elaboraciones del travertino.

La gama ofrece numerosas posibilidades, desde las más naturales —como Vein Cut, con las típicas vetas longitudinales del corte en el sentido de la veta, Minimal, que se inspira en la elaboración de la parte posterior del travertino— hasta las versiones más insólitas —como Ruled, llena de estrías y surcos tridimensionales, y Ancient, con un sofisticado efecto envejecido que resulta idóneo en rehabilitaciones de estilo y en proyectos de aire retro—.

Unique Travertine es la síntesis ideal entre materia clásica y proyección contemporánea, un compendio completo y armonioso de elementos capaces de interpretar, combinándose entre sí, ámbitos de personalidad definida y única, de los más tradicionales a los más osados y experimentales.

La colección Unique Travertine se ve ampliada con la introducción del nuevo formato grande de 160 x 160, de 9 mm de grosor, disponible en las variantes Minimal White y Minimal Cream. A esta importante novedad se suma el acabado Lappato Antique, propuesto en los formatos de 120 x 120 y 60 x 120, de 9,5 mm de grosor, con los mismos diseños gráficos, Minimal White y Minimal Cream. Gracias a la tecnología DIGI-TOUCH, los grafismos y la estructura tridimensional se funden en perfecta sincronía, creando superficies matéricas y realistas de fuerte impacto visual. El acabado Lappato Antique se distingue por la aplicación de la tecnología DIGI-TOUCH, que permite lograr una perfecta sincronía entre el grafismo y la estructura tridimensional. El resultado es una superficie extremadamente realista y matérica, donde cada detalle se ve realzado por un juego armonioso de profundidad visual y sensación táctil. Una innovación que eleva el resultado estético y hace que cada placa sea única, perfecta para espacios con un diseño sofisticado.

Unique Travertine, проектирование без границ

Unique Travertine - это гимн фактурности травертина, эффектная и практичная коллекция, позволяющая применять этот классический известковый материал в новом и актуальном ключе, результатом чего является самодостаточный проект, созданный на основе изучения различных видов обработки травертина.

Коллекция состоит из многочисленных вариантов: от самых натуральных, таких как Vein Cut с характерными продольными следами резки вдоль прожилков, Minimal, вдохновленного поверхностью тыльной части травертина, вплоть до необычных версий, таких как Ruled, которая богата рельефными бороздками, и Ancient с изысканным состаренным эффектом, который хорошо подходит для реконструкций в старинном стиле и проектов в стиле ретро.

Unique Travertine - это идеальный синтез классического материала и современного проектирования, самодостаточная и гармоничная совокупность элементов, способных сочетаться друг с другом и давать свою интерпретацию пространств с четко выраженным и уникальным характером, от наиболее традиционных до самых смелых и экспериментальных.

Коллекция Unique Travertine расширяется введением нового большого формата 160x160 толщиной 9 мм, предлагаемого в вариантах Minimal White и Minimal Cream. К этой важной новинке добавляется отделка Lappato Antique, предлагаемая в форматах 120x120 и 60x120 толщиной 9,5 мм, с такой же графикой Minimal White и Minimal Cream. Благодаря технологии DIGI-TOUCH графика и объемная структура безупречно сливаются друг с другом, создавая тем самым фактурные, реалистичные поверхности с ярким визуальным эффектом. Отделка Lappato Antique отличается использованием технологии DIGI-TOUCH, которая позволяет получать великолепное наложение графики и объемной структуры. Результат - чрезвычайно реалистичная и фактурная поверхность, на которой каждая деталь подчеркивается гармоничной и визуалью глубокой игрой и осязательными ощущениями. Эта инновация повышает эстетический эффект и делает каждую плиту уникальной, отлично подходящей для пространств с изысканным дизайном.

UNIQUE TRAVERTINE

I colori e le caratteristiche estetiche dei materiali illustrati nel presente catalogo sono da ritenersi puramente indicativi. Le misure dei prodotti qui indicate si intendono nominali e come i pesi ed i colori subiscono le variazioni tipiche del processo ceramico. Provenza si riserva la facoltà di modificare in qualunque momento senza preavviso le caratteristiche tecniche, estetiche e i materiali presentati. Tali caratteristiche non sono comunque vincolanti nei termini legali.

Colours and optical features of the materials illustrated in this catalogue are to be regarded as mere indications. Product sizes indicated are nominal and like weights and colours undergo the typical variations of the ceramic process. Provenza reserves the right to change the technical and optical features of the materials illustrated at any time and without notice. These features are not legally binding.



Provenza is a brand of Emilceramica S.r.l. a socio unico	Sede Commerciale/ Amministrativa
emilgroup.it/provenza emilgroup.it	Via Ghiarola Nuova, 29 - 41042 Fiorano Modenese (Mo) Italy T +39 0536 835111 - info@emilceramicagroup.it