

LEVEU

ITALIAN PORCELAIN SLABS

LEVEL

THE BEAUTY OF LARGE SURFACES AND THE HIGH PERFORMANCE OF STONEWARE.

La bellezza delle grandi superfici
e le elevate prestazioni del grès.

Emilceramica, known worldwide for ceramic excellence, has drawn on over a decade of experience to create Level, a line of ceramic slabs in the 160x320 size, of various thickness, for creating furnishings and continuous surfaces, combining the utmost aesthetic refinement with advantages in terms of hygiene, strength and practicality that only porcelain stoneware can guarantee.

Dall'esperienza ultradecennale di Emilceramica, sinonimo di ceramica italiana d'eccellenza in tutto il mondo, nasce Level, una linea di lastre ceramiche nel formato 160x320, in vari spessori, per realizzare oggetti d'arredo e superfici continue coniugando la massima ricercatezza estetica con i vantaggi in termini di resistenza, igiene e praticità che solo il grès porcellanato può garantire.

La beauté des grandes surfaces et la performance extraordinaire du grès cérame.

Fort de plus de dix ans d'expériences, Emilceramica, l'ambassadeur de l'excellence céramique à l'italienne dans le monde entier, crée Level, une collection de dalles céramiques en format 160x320, disponibles en plusieurs épaisseurs, pour confectionner des objets d'ameublement et des surfaces continues. Une collection qui allie un superbe raffinement esthétique avec les avantages de résistance, d'hygiène et d'utilité pratique que seul le grès cérame est en mesure de garantir.

Die vollendete Ästhetik grossflächiger Beläge und die hervorragenden Leistungsmerkmale von Feinsteinzeug.

Die neue Keramikplatten-Kollektion Level im Format 160x320 basiert auf der jahrzehntelangen Erfahrung der Emilceramica, die als Hersteller von italienischer Qualitätskeramik Weltruf genießt, und ist für durchgängige Beläge und Einrichtungs-elemente konzipiert. Sie vereint eine ausgefeilte Ästhetik mit den Vorteilen in puncto Hygiene, Robustheit und Funktionalität, die nur Feinsteinzeug bietet.

La belleza de las grandes superficies y las altas prestaciones del grès.

De la experiencia de varias décadas de Emilceramica, sinónimo de cerámica italiana de excelencia en el mundo entero, nace Level, una nueva colección de placas de cerámica en el formato de 160 x 320 disponible en varios grosores, para realizar elementos de decoración y superficies continuas conjugando la máxima sofisticación estética con las ventajas en términos de higiene, resistencia y practicidad que únicamente puede garantizar el grès porcelánico.





A project that delivers the greatest modularity and versatility to express the full potential of those who aspire, day after day, to transform material into attractive design.

Un progetto all'insegna della massima modularità e versatilità per valorizzare tutto il potenziale di chi, giorno dopo giorno, ambisce a trasformare la materia in pregevole design.



Un projet maximisant la modularité et la polyvalence pour exalter le potentiel de tous ceux qui, jour après jour, s'appliquent à transformer la matière en superbe design.

Ein ausgesprochen vielseitig und modular angelegtes Konzept, mit dem sich kreatives Potenzial ausschöpfen lässt, um Materie in hochwertiges Design zu verwandeln.

Un proyecto basado en la máxima modularidad y versatilidad para valorizar todo el potencial de quien, día tras día, pretende transformar la materia en diseño de calidad.

STYLE WITHOUT BORDERS. Stile senza confini

6 inspirations – marble, cement, design, stone, solid color and wood – for a wide range of available stylistic variants: Level guarantees the highest degree of freedom of expression and is the ideal medium for architectural design in step with the latest, most innovative trends. It enables the conception and creation of furnishing and design solutions with a high aesthetic and technical value to satisfy the most varied and demanding taste.

6 ispirazioni - marmi, cementi, design, pietre, tinte unite e legno - per una vasta gamma di varianti stilistiche disponibili: Level assicura il massimo grado di libertà espressiva ed è al completo servizio di una progettazione al passo con le tendenze più attuali e innovative. La materia prima ideale per creare soluzioni di arredo e design dall'altissimo valore estetico e tecnico, in grado di soddisfare le sensibilità e i gusti più svariati ed esigenti.

Le style sans limites.

6 inspirations – marbres, bétons, design, pierre, teinte unie et bois – pour une vaste gamme de variantes stylistiques disponibles : poussant la liberté expressive à son paroxysme, Level s'inscrit pleinement dans un projet architectural en phase avec les tendances les plus actuelles et les plus novatrices. Pour imaginer et réaliser des solutions de décoration d'intérieur d'un très haut niveau esthétique et technique, en mesure de satisfaire la sensibilité et les goûts les plus divers et les plus exigeants.

Grenzenloser Stil.

6 Inspirationen - Marmor, Beton, Design, Stein, Unifarbe und Holz – für ein breites Angebot an Stilvarianten: Level bietet höchste Ausdrucksfreiheit und eignet sich für zeitgemäße Lösungen, die innovative und aktuelle Trends aufgreifen. Raum für Ideen und gestalterische Freiheit bei Einrichtungs- und Designprojekten, ausgezeichnete ästhetische und technische Qualität, um anspruchsvollsten Stilanforderungen unterschiedlicher Art auf hohem Niveau gerecht zu werden.

Estilo sin fronteras.

6 fuentes de inspiración —mármol, cemento, design, piedra, monocolor y madera— para una amplia gama de variantes de estilo disponibles: Level asegura el máximo grado de libertad expresiva y está por entero al servicio de una proyección acorde con las tendencias más actuales e innovadoras. Para imaginar y realizar soluciones de decoración y diseño con un altísimo valor técnico y estético, capaz de satisfacer la sensibilidad y los gustos más diversos y exigentes.



LEVEJ

MAKE LIFE A WORK OF ART. Trasforma la vita in un'opera d'arte.

Ceramic slabs in two sizes – a rectified 160x320 size with 6.5mm thickness and an unrectified 162x324 size with 12mm and 20mm thickness - enable the creation of tops and backsplashes for kitchens and bathrooms, worktops, tables, doors.

Lastre ceramiche nei formati 160x320 cm, spessore 6,5mm rettificato, e 162x324, spessore 12mm e 20mm non rettificato, per costruire oggetti come top e backsplash per cucine e bagni, piani lavoro, tavoli, ante.



Pour que la vie soit une œuvre d'art.
Dalles céramiques en format 160x320 rectifié, en épaisseur 6,5mm, et en format 162x324 non rectifié, en épaisseur 12mm et 20mm, pour réaliser des objets comme des plans de travail/toilette et des dossierets dans la cuisine et la salle de bains, des tables, des portes.

Ein Stück Lebenskunst.
Die großen keramischen Platten im Format 160x320 mit der Stärke 6,5mm rektifiziert sowie 162x324 mit der Stärke 12mm und 20mm nicht rektifiziert ermöglichen die Gestaltung von Waschtischen, Arbeitsplatten und Fliesenspiegeln für Küche und Bad, Tischplatten, Türen.

Convierte tu vida en una obra de arte.
Las placas de cerámica en el formato de 160x320, de 6,5mm de grosor rectificado, y en el formato de 162x324, de 12mm y 20mm no rectificado, permiten realizar objetos tales como encimeras y salpicaderos para cocinas y baños, superficies de trabajo, mesas, hojas.





Seamless covering solutions for floors and walls, and other elements, including for outdoors, with a degree of detail, versatility of application and personalisation that was previously unimaginable. Level is the ideal raw material for creations that elevate quality of life to the status of a masterpiece.

Soluzioni di rivestimento a pavimento e a parete senza soluzione di continuità, e altri elementi, anche outdoor, con possibilità di dettaglio, trasversalità e personalizzazione finora impensabili.

Level è la materia prima ideale per realizzare creazioni che elevino la qualità della vita alle dimensioni di un capolavoro.



Des revêtements de sol et mur unifiés, y compris à l'extérieur, avec des détails, une souplesse d'emploi et une personnalisation impensables jusqu'à présent. Level est la matière première idéale pour donner corps à des créations qui donnent à la qualité de vie la dimension d'un chef-d'œuvre.

Durchgängig gestalteten Flächenbelägen an Wand und Boden sowie Einrichtungselementen im Innen- wie im Außenbereich mit einem bisher undenkbareren Potenzial in Bezug auf Detailverarbeitung, übergreifende Kombinierbarkeit und Individualisierung. Level ist das ideale Ausgangsmaterial für Kreationen, die die Lebensqualität meisterhaft maximieren.

Soluciones de revestimiento para suelos y paredes sin solución de continuidad y otros elementos, incluso para espacios exteriores, con posibilidades de introducir detalles, de transversalidad y personalización hasta ahora impensables. Level es la materia prima ideal para llevar a cabo creaciones que eleven la calidad de vida a magnitudes de obra maestra.



DIGI TOUCH

Digitouch è una tecnologia digitale innovativa che rivoluziona la produzione di ceramica. Questa tecnologia si articola in tre fasi, di cui due coinvolgono la stampa digitale. Dopo la pressatura del gres, inizia la fase di lavorazione **Digitouch** con la prima stampa digitale. Questa applica un idrorepellente riservante che va a comporre sulla superficie ceramica una texture grafica. Nella seconda fase, si applica lo smalto argilloso chiamato “engobbio”, il quale, ricalcando la texture grafica costituita dall’idrorepellente riservante, determina la struttura del prodotto finito. La terza fase consiste nella stampa digitale, che utilizza barcode o telecamere a riconoscimento ottico che identificano la struttura permettendo così la distribuzione dei colori ad incastro su di essa.

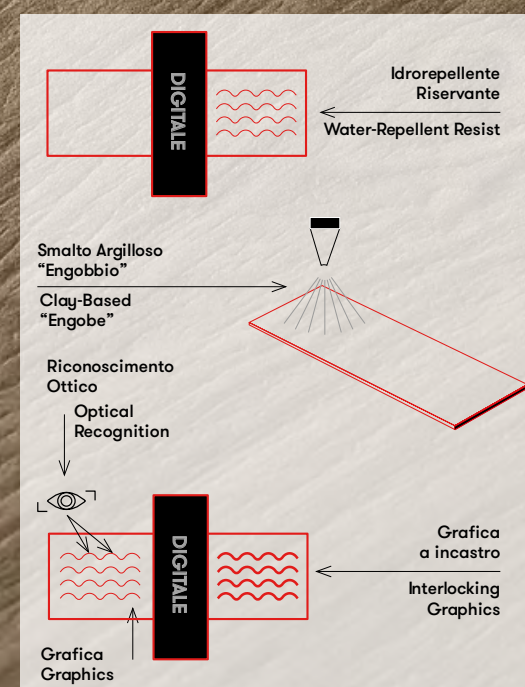
Questa tecnologia permette di sincronizzare perfettamente grafica e struttura della ceramica, consentendo la creazione di pattern grafici ampi e variati su più livelli, con una tridimensionalità realistica e un effetto materico senza precedenti.

Digitouch is an innovative digital technology that revolutionises the production of ceramic coverings. This technology comprises three phases, two of which involve digital printing. After the stoneware has been pressed, the **Digitouch** process starts with the first digital printing phase. This phase applies a water-repellent resist agent, which creates a graphic texture on the ceramic surface. This second phase is the application of the clay-based glaze known as “engobe”, which coats the graphic texture formed by the water-repellent resist agent to constitute the structure of the finished product. The third phase consists of digital printing using barcodes or optical recognition cameras, which identify the structure to enable the colours applied to be matched with it. This technology permits perfect synchronisation of the patterning and structure of the ceramic material, the key to creating large, varied, multi-level graphic patterns with a realistic three-dimensionality and an unprecedented tactile effect.

Digitouch est une technologie numérique innovante qui révolutionne la production de la céramique. Elle s’articule en trois phases, dont deux concernent l’impression numérique. La phase de traitement par **Digitouch** avec la première impression numérique commence après le pressage du grès. Elle applique un hydrofuge répulsif qui forme une texture graphique sur la surface céramique. Dans la deuxième phase, on applique l’email d’argile appelé « engobe » qui, en suivant la texture graphique formée par l’hydrofuge répulsif, détermine la structure du produit fini. La troisième étape est l’impression numérique, qui utilise des barres-codes ou des caméras à reconnaissance optique pour identifier la structure, permettant ainsi de distribuer les couleurs en les associant à cette structure. En synchronisant parfaitement le graphisme et la structure de la céramique, cette technologie permet de créer des motifs graphiques variés de grande taille sur plusieurs niveaux, dotés d’un réalisme tridimensionnel et d’un effet de matière sans précédent.

Digitouch ist eine innovative digitale Technologie, die die Keramikproduktion revolutioniert. Diese Technologie artikuliert sich in drei Phasen, von denen zwei den Digitaldruck einbeziehen. Nach dem Pressen des Feinsteinzeugs beginnt die **Digitouch** Bearbeitungsphase mit dem ersten Digitaldruck. Dabei wird eine wasserabweisende Reservage aufgetragen, die eine grafische Textur auf der keramischen Oberfläche bildet. In der zweiten Phase erfolgt der Auftrag der Tonglasur mit der Bezeichnung „Engobe“, die mittels Überlagerung der grafischen, durch die wasserabweisende Reservage gebildeten Textur das Relief des fertigen Produkts bestimmt. Die dritte Phase umfasst den Digitaldruck unter Verwendung von Barcodes oder Kameras zur optischen Erfassung und Identifizierung des Reliefs, um somit eine ineinander greifende Verteilung der Farben auf diesem zu ermöglichen. Diese Technologie erlaubt eine perfekte Abstimmung zwischen Grafik und Relief der Keramik und dadurch die Erstellung von umfassenden und auf mehreren Ebenen variierten grafischen Mustern, die den dreidimensionalen Eindruck realistisch wiedergeben und eine beispiellose strukturierte Optik vermitteln.

Digitouch es una tecnología digital innovadora que revoluciona la producción de cerámica. Esta tecnología se articula en tres fases, dos de los cuales se valen de la impresión digital. Después del prensado del gres, empieza la fase de elaboración **Digitouch** con la primera impresión digital. Esta aplica un reservante hidrófugo que forma una textura gráfica sobre la superficie cerámica. En la segunda fase se aplica el esmalte arcilloso denominado “engobe”, que, calcando la textura gráfica constituida por el reservante hidrófugo, conforma la estructura del producto terminado. La tercera fase consiste en la impresión digital; esta utiliza códigos de barras o cámaras de vídeo de reconocimiento óptico que identifican la estructura permitiendo de este modo la distribución de los colores por encaje en la misma. Esta tecnología permite sincronizar perfectamente el grafismo y la estructura cerámica, haciendo posible la creación de patrones gráficos amplios y variados a varios niveles, con una tridimensionalidad realista y un efecto matérico sin precedentes.



Le superfici

Naturale

Una superficie gradevole al tatto che ricorda il materiale d'ispirazione.

Full Lappato

Una superficie lucida perfettamente uniforme, liscia al tatto e con un forte effetto riflettente.

Lappato Matt

Una superficie liscia e morbida al tatto. Il riflesso risulta naturale e meno lucido rispetto ai lappati.

Bocciardato **NOVITÀ!**

Superficie con struttura tridimensionale tipica delle pietre fiammate.

Brushed **NOVITÀ!**

Una superficie morbida e vellutata al tatto che risalta la struttura del materiale d'ispirazione.

Surfaces

Naturale

A surface that is pleasant to the touch, resembling the inspiration material.

Full Lappato

A perfectly even glossy surface that is smooth to the touch and features a highly reflective effect.

Lappato Matt

A smooth surface that is soft to the touch. The reflection is natural and less glossy than with honed surfaces.

Bocciardato **NEW!**

Surface with a three-dimensional structure typical of flamed stone.

Brushed **NEW!**

A surface that is soft and velvety to the touch, emphasising the structure of the inspiration material.

Surfaces

Naturale

Une surface agréable au toucher qui rappelle le matériau d'inspiration.

Full Lappato

Une surface brillante parfaitement uniforme, lisse au toucher et dotée d'un fort effet réfléchissant.

Lappato Matt

Une surface lisse et douce au toucher. Son reflet naturel est moins brillant que celui des surfaces rodées.

Bocciardato **NOUVEAU!**

Surface à la structure tridimensionnelle typique des pierres flammées.

Brushed **NOUVEAU!**

Une surface douce et veloutée au toucher qui fait ressortir la structure du matériau d'inspiration

Oberflächen

Naturale

Eine Oberfläche mit angenehmer Haptik, die an die Materialvorlage erinnert.

Full Lappato

Eine glänzende, völlig gleichmäßige Oberfläche, die sich glatt anfühlt und stark reflektiert.

Lappato Matt

Eine glatte Oberfläche, die sich weich anfühlen. Natürliche, weniger glänzende Ausstrahlung als die geläppte Variante.

Bocciardato **NEUE!**

Oberflächen mit für geflammte Steine typischer 3D-Struktur.

Brushed **NEUE!**

Eine weiche Oberfläche mit samtiger Haptik, die die Struktur der Materialvorlage betont.

Superficies

Naturale

Una superficie agradable al tacto que recuerda el material de inspiración.

Full Lappato

Una superficie brillante perfectamente uniforme, lisa al tacto y con un fuerte efecto reflectante.

Lappato Matt

Una superficie lisa y suave al tacto. El reflejo resulta natural y menos brillante que el de las superficies esmeriladas.

Bocciardato **iNUEVO!**

Superficie con estructura tridimensional típica de las piedras flameadas.

Brushed **iNUEVO!**

Una superficie suave y sedosa al tacto que resalta la estructura del material de inspiración



DIGI
TOUCH

20 mm / ADDED DEPTH FOR YOUR DESIGN. Più Spessore al tuo design

A new option for shaping matter with even greater substance and versatility.


With the introduction of the 20 mm thickness for 162x324 slabs, available:

- Tinta Unita White
- Tinta Unita Black
- Stone Cantera Grey full body with structured surface
- Stone Basalto

Una nuova opzione per dare ancora più consistenza e versatilità alla lavorazione della materia.

Con l'introduzione dello spessore 20 mm per le lastre 162x324, disponibile:

- Tinta Unita White
- Tinta Unita Black
- Stone Cantera Grey a tutto corpo con struttura
- Stone Basalto.



Plus d'épaisseur pour votre design

Une nouvelle option pour donner encore plus de consistance et de polyvalence au travail de la matière. Avec l'introduction de l'épaisseur 20 mm pour les dalles 162x324, disponible en: Tinta Unita White - Tinta Unita Black - Stone Cantera Grey pleine masse avec surface structurée - Stone Basalto.

Besonders starkes Design

Eine neue Option für noch mehr optische Perfektion und Vielseitigkeit bei der Materialbearbeitung. Mit der Einführung der Stärke 20 mm für die Platten im Format 162x324 stehen zur Wahl: Tinta Unita White - Tinta Unita Black - Stone Cantera Grey durchgefärbt mit strukturierter Oberfläche - Stone Basalto.

Mayor calibre a tu diseño

Una nueva opción para darle aún más consistencia y versatilidad a la elaboración de la materia, con la introducción del grosor de 20 mm en las placas de 162x324, disponibles en: Tinta Unita White - Tinta Unita Black - Stone Cantera Grey con masa llena y superficie estructurada - Stone Basalto.



Level offers an additional variant that combines even greater ability to support loads with patterning that is the same right through the depth of the tile, ideal for producing edgings and other visible features. Strength, ductility and an exquisite continuity of appearance, with great expressive and architectural potential.

Level offre un'ulteriore variante che a una resistenza ai carichi ancora più elevata, abbina la piena omogeneità grafica tra superficie e impasto permettendo la realizzazione di bordi e altri elementi a vista. Forza, duttilità e affascinante continuità estetica dalle potenzialità espressive e progettuali.



Level offre une autre variante présentant une résistance à la charge encore plus élevée. Elle combine une homogénéité graphique totale entre surface et pâte, permettant ainsi de réaliser des bords et d'autres éléments apparents. Force, ductilité et somptueuse continuité esthétique : le champ des possibilités en matière d'expression et de conception est largement ouvert.

Level ofrece una variante adicional que combina una resistencia aún mayor a las cargas con la homogeneidad gráfica total entre la superficie y la masa, lo que permite realizar bordes y otros elementos a la vista. Fuerza, ductilidad y una continuidad estética fascinante, con grandes posibilidades expresivas y proyectivas.

Level bietet eine weitere Variante, die eine noch höhere Belastbarkeit mit einer sich durch den ganzen Scherben ziehenden Grafik vereint, wodurch sich Kanten und andere sichtbare Elemente optisch perfekt bearbeiten lassen. Stärke, Verarbeitbarkeit und eine faszinierende optische Kontinuität eröffnen Ausdrucks- und Designpotenzial.





CERTIFIED FOOD SAFETY. Sicurezza alimentare certificata.

Level* slabs in sizes 160x320 in 6.5 mm thickness and 162x324 in 12/20 mm thickness can be used in direct contact with foods in contexts where compliance with strict hygiene and safety standards is fundamental: restaurants, canteens, bars and commercial applications. The products* are recognised as "Food equipment materials" under standard NSF/ANSI 51 by the prestigious NSF (National Sanitation Foundation), world leader in the certification of products for contact with foods.

Level guarantees the high quality of its products, not just as floor and wall coverings but also as genuine furnishing and worktop solutions.

*The list of Level products certified by the NSF is available at <https://info.nsf.org/Certified/Food/>

Le lastre Level* 160x320 in spessore 6,5 mm e 162x324 in spessore 12/20mm possono essere utilizzate nel contatto diretto con gli alimenti in quei contesti dove è fondamentale rispettare stringenti standard di igiene e sicurezza: ristoranti, mense, bar e applicazioni commerciali. I prodotti* sono riconosciuti come "Materiali per attrezzature alimentari" secondo lo standard NSF/ANSI 51 dal prestigioso NSF (National Sanitation Foundation), leader mondiale della certificazione dei prodotti in ambienti alimentari. Level garantisce l'alta qualità dei suoi prodotti non solo come pavimenti e rivestimenti ma come vere e proprie soluzioni di arredo e piani di lavoro.

*La lista dei prodotti Level certificata da NSF è disponibile sul sito <https://info.nsf.org/Certified/Food/>



Seguridad alimentaria certificada. Las placas Level* en formato 160x320 de 6,5 mm de grosor y formato 162x324 de 12/20 mm de grosor se pueden utilizar en contacto directo con alimentos en aquellos entornos donde es fundamental respetar rigurosas normas de higiene y seguridad, tales como restaurantes, comedores, cafeterías, bares y aplicaciones comerciales. Los productos* han sido reconocidos como «Materiales para equipos alimentarios» conforme al estándar NSF/ANSI 51 del prestigioso NSF (National Sanitation Foundation), líder mundial en la certificación de productos en ámbitos alimentarios. Level garantiza la alta calidad de sus productos, no solo como pavimentos y revestimientos, sino también como auténticas soluciones de decoración, mobiliario y superficies de trabajo.

*La lista de productos de Level certificados por NSF se puede consultar en la web <https://info.nsf.org/Certified/Food/>



Sécurité alimentaire certifiée.


Les dalles Level* 160x320 de 6,5 mm d'épaisseur et 162x324 de 12/20 mm d'épaisseur peuvent être utilisées en contact direct avec les denrées alimentaires dans tous les endroits où il est fondamental d'observer de strictes normes d'hygiène et de sécurité : restaurants, cantines, bars et applications commerciales. Les produits* sont qualifiés de « Food equipment materials », soit matériaux pour équipements alimentaires, d'après la norme NSF/ANSI 51 de la prestigieuse NSF (National Sanitation Foundation), leader mondial de la certification des produits dans le secteur alimentaire. Level garantit la haute qualité de ses produits non seulement en tant que revêtements de sol et mur, mais également en tant que véritables objets d'ameublement et plans de travail.

*La liste des produits Level certifiés NSF est disponible sur le site <https://info.nsf.org/Certified/Food/>

Zertifizierte Lebensmittelsicherheit.

Die großformatigen Platten Level* 160x320 mit 6,5 mm Stärke und 162x324 mit 12/20 mm Stärke können für den direkten Kontakt mit Lebensmitteln überall dort eingesetzt werden, wo die Einhaltung strenger Hygiene- und Sicherheitsstandards unabdingbar ist: Restaurants, Kantinen, Cafés und Verkaufsfächen. Die Produkte* sind als „Werkstoffe für Anlagen der Lebensmittelindustrie“ gemäß der Norm NSF/ANSI 51 der renommierten NSF (National Sanitation Foundation), die bei der Zertifizierung von Produkten im Bereich der Lebensmittelsicherheit weltweit führend ist, zugelassen. Level garantiert die hohe Qualität der eigenen Produkte nicht nur im Sinne von Boden- und Wandbelägen, sondern auch von regelrechten Einrichtungslösungen und Arbeitsflächen.

*Die Liste der NSF-zertifizierten Produkte Level finden Sie auf der Website <https://info.nsf.org/Certified/Food/>





KITCHEN EVOLUTION. Evoluzione in cucina.

Level offers a versatile, modular solution for kitchen countertops: multipurpose worktops that transform into hobs thanks to the capability for integration of induction systems.

The result is a smooth, uniform surface with a vast choice of materials that combine beauty, performance and technology.

Level offre una soluzione versatile e modulare per i top cucina: piani di lavoro multifunzione che si trasformano in piani cottura, grazie alla possibilità di integrare sistemi ad induzione.

Il risultato è una superficie uniforme e lineare, dalla vasta scelta di materiali, che unisce estetica, performance e tecnologia.



A new kitchen lifestyle, enabled by a single surface for preparing, processing and cooking foods in total safety. To get the very best from your day, with no worries. The induction hob is concealed from view but can be easily integrated underneath the stoneware slab, with no cuts required - meaning trouble-free cleaning of the ceramic surface.

Hygiene and resistance to heat and chemicals combine with convenient care to make Level the ideal solution for ensuring the highest quality performances and ground-breaking design for every kind of location.

Un nuovo modo di vivere la cucina: un piano unico dove poter cucinare, lavorare e cuocere i cibi in assoluta sicurezza. Per godersi solo il meglio della giornata, senza preoccupazioni. La zona cottura ad induzione è nascosta alla vista, ma perfettamente integrabile sotto la lastra in gres, senza necessità di tagli: ciò consente una maggiore facilità di pulizia del piano ceramico. L'igiene, la resistenza al calore e agli agenti chimici, oltre alla praticità di manutenzione fanno di Level la soluzione ideale per assicurare le più alte performance qualitative al design d'avanguardia per ogni tipologia d'ambiente.



Évolution en cuisine.

Level propose une solution polyvalente et modulaire pour les surfaces de la cuisine : des plans de travail multifonctions qui se transforment en tables de cuisson avec l'intégration de systèmes à induction. Le résultat est une surface uniforme et essentielle, disponible dans une grande variété de matériaux, alliant esthétique, performance et technologie.

Evolution in der Küche.

Level bietet vielseitige und modulare Lösungen für Küchenarbeitsplatten: multifunktionale Arbeitsflächen, die dank der Möglichkeit der Integration von Induktionskochfeldern in Kochflächen umgewandelt werden können. Das Ergebnis ist eine gleichmäßige und lineare Oberfläche aus einer großen Auswahl von Materialien, welche Ästhetik, Performance und Technologie in sich vereint.

Evolución en la cocina.

Level ofrece una solución versátil y modular para las encimeras de cocina: superficies de trabajo multifunción que se transforman en placas de cocina gracias a la posibilidad de integrar sistemas de inducción. El resultado es una superficie uniforme y lineal, con una amplia selección de materiales, que conjuga estética, rendimiento y tecnología.



Une façon nouvelle de vivre la cuisine : une surface unique où cuisiner, travailler et cuire les aliments en totale sécurité. Pour ne profiter que du meilleur de la journée, sans préoccupations. La zone de cuisson à induction est dissimulée, mais parfaitement intégrable sous la dalle en grès, sans besoin de découper : la surface céramique est ainsi beaucoup plus facile à nettoyer. L'hygiène, la résistance à la chaleur et aux produits chimiques, la simplicité d'entretien font de Level la solution idéale pour donner les meilleures performances qualité au design d'avant-garde pour chaque type d'application.

Es ist ein neues Küchenerlebnis: eine einzige durchgehende Fläche, auf der die Speisen absolut sicher zubereitet, verarbeitet und schließlich gekocht werden können. Um die beste Zeit des Tages sorglos zu genießen. Die Induktionskochfläche ist verdeckt, d.h. sie befindet sich unter der Platte aus Feinsteinzeug, sie ist aber perfekt integriert, ohne dass dafür Zuschnitte ausgeführt werden mussten: Dadurch lässt sich die Keramikplatte auch besonders leicht reinigen. Level ist aufgrund der Hygiene, der Wärme- und Chemikalienbeständigkeit sowie der Pflegeleichtigkeit die ideale Lösung, um in jedem Ambiente höchste Qualität in Verbindung mit modernstem Design sicherzustellen.


Una nueva forma de vivir la cocina: una encimera única en la que se puede cocinar, trabajar y cocinar alimentos con total seguridad, para disfrutar exclusivamente de lo mejor del día, sin preocupaciones. La zona de cocción mediante inducción permanece oculta a la vista, pero se integra perfectamente debajo de la placa de gres, sin necesidad de realizar cortes: esto facilita la limpieza de la encimera de cerámica. La higiene y la resistencia al calor y a los productos químicos, unidas a la practicidad de mantenimiento, hacen que Level sea la solución ideal para ofrecer las más altas prestaciones de calidad en un diseño de vanguardia para todo tipo de ambientes.

LEVEL
STYLE

MARMI

AGATA BLU





Bookmatch - Agata Blu Full Lappato 162x324 12mm

MARMI

AGATE AZURE





Bookmatch - Agate Azure Full Lappato 162x324 12mm

< Agate Azure Full Lappato 162x324 12mm

MARMI

AGATE BLACK






Bookmatch - Agate Black Full Lappato 162x324 12mm

MARMI

AGATE BROWN





Bookmatch - Agate Brown Full Lappato 162x324 12mm

< Agate Brown Full Lappato 162x324 12mm

MARMI

ARABESCATO CORCHIA





Bookmatch - Arabescato Corchia Full Lappato 162x324 12mm

< Arabescato Corchia Full Lappato 162x324 12mm

MARMI

BARDIGLIO MANHATTAN





Bookmatch - Bardiglio Manhattan Full Lappato 162x324 12mm

< Bardiglio Manhattan Naturale 162x324 12mm

MARMI

CALACATTA





Bookmatch - Calacatta Naturale 162x324 12mm

< Calacatta Full Lappato 160x320 6,5mm

MARMI

CALACATTA BLACK





Bookmatch - Calacatta Black Naturale 162x324 12mm

< Calacatta Black Full Lappato 162x324 12mm

MARMI

CALACATTA FOSSIL





Bookmatch - Calacatta Fossil Naturale 162x324 12mm

< Calacatta Fossil Full Lappato 162x324 12mm

MARMI

CALACATTA GOLD





Bookmatch - Calacatta Gold Full Lappato 162x324 12mm

MARMI

CALACATTA PAONAZZO






Bookmatch - Calacatta Paonazzo Full Lappato 162x324 12mm

MARMI

CALACATTA PICASSO





Bookmatch - Calacatta Picasso Naturale 162x324 12mm

< Calacatta Picasso Full Lappato 162x324 12mm

MARMI

CALACATTA RENOIR






Bookmatch - Calacatta Renoir Full Lappato 162x324 12mm

MARMI

CALACATTA VIOLA





Bookmatch - Calacatta Viola Full Lappato 162x324 12mm

< Calacatta Viola Naturale 162x324 12mm

MARMI

CRYSTAL DIAMOND






Crystal Diamond Full Lappato 162x324 12mm

MARMI

GRANITO BLU ANDE





Bookmatch - Granito Blu Ande Full Lappato 162x324 12mm

MARMI

IMPERIAL BLACK SELECT





Bookmatch - Imperial Black Select Naturale 162x324 12mm

MARMI

IRISH GREEN






Bookmatch - Irish Green Full Lappato 162x324 12mm

MARMI

LAGUNA BLANCA






Bookmatch - Laguna Blanca Full Lappato 162x324 12mm

MARMI

LUMIX






Bookmatch - Lumix Naturale 162x324 12mm

< Lumix Full Lappato 162x324 12mm

MARMI

MACCHIA VECCHIA





Bookmatch - Macchia Vecchia Full Lappato 162x324 12mm

< Macchia Vecchia Full Lappato 162x324 12mm

MARMI

MOON GREY





Bookmatch - Moon Grey Naturale 162x324 12mm

< Moon Grey Full Lappato 162x324 12mm

MARMI

ONYX






Bookmatch - Onyx Full Lappato 162x324 12mm

< Onyx Full Lappato 162x324 12mm

MARMI

ONYX BLACK





Bookmatch - Onyx Black Full Lappato 162x324 12mm

MARMI

ONYX GREEN






Bookmatch - Onyx Green Full Lappato 162x324 12mm

< Onyx Green Full Lappato 162x324 12mm

MARMI

ONYX IVORY





Bookmatch - Onyx Ivory Full Lappato 162x324 12mm

MARMI

ONYX MIELE





Onyx Miele Full Lappato 162x324 12mm



Onyx Miele Full Lappato 162x324 12mm >

MARMI

ONYX PERLA





Bookmatch - Onyx Perla Full Lappato 162x324 12mm

MARMI

PANDA





Bookmatch - Panda Full Lappato 162x324 12mm



MARMI

QUARZO





Bookmatch - Quarzo Naturale 162x324 12mm

< Quarzo Full Lappato 162x324 12mm

MARMI

STATUARIO EXTRA





Bookmatch - Statuario Extra Full Lappato 162x324 12mm

MARMI

STATUARIO MICHELANGELO






Bookmatch - Statuario Michelangelo Full Lappato 162x324 12mm

MARMI

STATUARIO REALE





Bookmatch - Statuario Reale Naturale 162x324 12mm

MARMI

SUPERWHITE





Bookmatch - Superwhite Naturale 162x324 12mm

< Superwhite Full Lappato 162x324 12mm

MARMI

TORTORA TAFU





Tortora Tafu Naturale 162x324 12mm

< Tortora Tafu Full Lappato 162x324 12mm

MARMI

WHITE PARADISE






Bookmatch - White Paradise Full Lappato 162x324 12mm

MARMI

WHITE SIENA





Bookmatch - White Siena Full Lappato 162x324 12mm

MARMI

ZEBRINO





Zebrino Full Lappato 162x324 12mm

CONCRETE

ASH





CONCRETE

DARK GREY





Dark Grey 162x324 12mm
190



CONCRETE

TAUPE





Taupe 162x324 12mm
194



CONCRETE

WHITE





DESIGN

RAKU NERO







DESIGN

VETRO






Vetro Full Lappato 162x324 12mm
206



STONE

BASALTO






STONE

BORGOGNA





STONE


CANTERA GREY





STONE


CANTERA LIGHT





STONE

GRANITE STONE





Bookmatch - Granite Stone Naturale 162x324 12mm

STONE

INFINITA STONE





Bookmatch - Infinita Stone Naturale 162x324 12mm



Infinita Stone Brushed 162x324 12mm >
230

STONE

PIETRA DI VALS





Bookmatch - Pietra di Vals Bocciardato 162x324 12mm

STONE

PORTLAND





Bookmatch - Portland Naturale 162x324 12mm



STONE

SLATE BLACK





Slate Black Naturale 162x324 12mm
242



243

STONE

SLATE GREY





STONE

TRAVERTINO MINIMAL WHITE





STONE

TRAVERTINO VEIN WHITE





Travertino Vein White Naturale 162x324 12mm




TINTA UNITA

BLACK





Black 162x324 12mm
258



259

TINTA UNITA

WHITE





White Naturale 162x324 12mm

< White Full Lappato 162x324 12mm

WOOD

BLONDE OAK



341
ROOM



ABSOLUTE QUALITY FOR INCOMPARABLE FINISHES.

Meticulous measures and controls throughout the entire production chain ensure that high-quality slabs are produced. From an aesthetic point of view, the selection of the best materials and the colouring of the wet mixtures guarantee that the surfaces have a highly uniform colour; additionally, the very high-resolution images and highly precise polishing processes give the polished versions striking shades and a vibrant shine, making them extremely reflective. From a performance point of view, pressing at maximum levels makes the finished materials extremely compact, while a firing cycle that is much slower than is generally the case reduces the tension of the slabs to a minimum. Consequently, Level unfinished materials boast incomparable levels of ductility, flatness and resistance. They are more suitable than other materials for cuts, incisions and other finishing work to create surfaces, furnishing accessories and other design objects.

Qualità assoluta per lavorazioni impareggiabili.

Accorgimenti e controlli minuziosi lungo l'intera filiera produttiva assicurano una qualità assoluta delle lastre. Dal punto di vista estetico, la selezione delle migliori materie e la colorazione degli impasti ad umido garantiscono la massima omogeneità cromatica delle superfici; in aggiunta, la definizione delle immagini ad altissima risoluzione e processi di levigatura di altissima precisione contribuiscono a renderle ricche di sfumature, vibranti di luce ed estremamente riflettenti nelle versioni levigate. Dal punto di vista delle prestazioni, la pressatura ai massimi livelli rende i materiali finiti estremamente compatti, e un ciclo di cottura molto più lento di quelli comunemente adottati riduce al minimo il tensionamento delle lastre. È così che i semilavorati Level possono vantare livelli di duttilità, planarità e resistenza impareggiabili, prestandosi molto meglio di altri materiali ai tagli, alle incisioni e alle altre lavorazioni finali per la creazione di superfici, oggetti di arredo e altri complementi di design.

La qualité absolue pour des réalisations inégalables.

Les mesures mises en œuvre et les contrôles minutieux effectués tout au long de la filière de production assurent la qualité absolue des dalles. Sur le plan esthétique, la sélection des meilleures matières et la coloration par voie humide des pâtes garantissent l'homogénéité optimale des couleurs des finitions. Par ailleurs, la définition des images à très haute résolution et les procédures de polissage de la plus haute précision contribuent à leur donner cette richesse de nuances, vibrantes de lumière et infiniment miroitantes dans les versions polies. Sur le plan des performances, le pressage maximal permet d'obtenir des matériaux finis extrêmement compacts. Par ailleurs, un cycle de cuisson beaucoup plus lent que ceux habituellement utilisés réduit au minimum la mise sous tension des dalles. Dès lors, les produits semi-finis Level bénéficient d'un niveau inégalé de ductilité, de planéité et de résistance. Ils se prêtent ainsi beaucoup mieux que d'autres matériaux aux découpes, aux incisions et autres façonnages finaux pour la création de surfaces, d'objets de décoration intérieure et d'accessoires de design.

Absolute Qualität für Unvergleichliche Bearbeitungen.

Wirksame Maßnahmen und akribische Kontrollen in der gesamten Produktionskette stellen die absolute Qualität der Platten sicher. In ästhetischer Hinsicht gewährleistet die Auswahl bester Rohstoffe und die Färbung der Massen in nassem Zustand maximale farbliche Homogenität der Oberflächen; außerdem sorgen die hochauflösenden Bilder und die hochpräzisen Schleifverfahren für eine große Vielfalt an leuchtenden Farbnuancen, die in den polierten Ausführungen eine extrem reflektierende Optik besitzen. Der maximierte Pressvorgang macht das Material extrem kompakt und der im Vergleich zu den üblicherweise angewendeten Brennverfahren sehr viel langsamere Brennzyklus reduziert die Spannung der Platten auf ein Minimum. Aus diesem Grund besitzen die Halbfertigprodukte Level einen unvergleichlich hohen Grad an Verarbeitungsflexibilität, Ebenheit und Robustheit, so dass sie weitaus besser als andere Materialien für das Schneiden, Gravieren und andere Endbearbeitungen und damit zur Fertigung von Oberflächen, Einrichtungselementen und anderen Designaccessoires geeignet sind.

Calidad total para realizar mecanizados inmejorables.

Mediante la adopción de medidas, soluciones y controles minuciosos en toda la cadena de producción, se garantiza la calidad total de las placas. Desde el punto de vista estético, la selección de las mejores materias primas y la coloración de la masa en húmedo garantizan la máxima homogeneidad cromática de las superficies. Además, la definición de las imágenes de altísima resolución y los procesos de pulido de altísima precisión contribuyen a enriquecerlas con numerosos matices y a volverlas muy luminosas y altamente reflectantes en las versiones pulidas. Desde el punto de vista de las prestaciones, el prensado al máximo nivel hace que los materiales acabados sean extremadamente compactos, mientras que el ciclo de cocción mucho más lento de lo habitual reduce al mínimo las tensiones en las placas. Estas son las razones por las que los semielaborados Level ofrecen niveles de ductilidad, planeidad y resistencia inigualables y, por tanto, son mucho más idóneos que otros materiales para el corte, la incisión y otros mecanizados finales para crear superficies, objetos de decoración y otros complementos de diseño.




LEVEL

MARMI
12 mm | 6,5 mm

AGATA BLU

BOOKMATCH




AGATA BLU A

12MM Non Rettificato
EK6X 162x324 - 63^{25/32} x 127^{9/16} Full Lappato
EK7X 162x324 - 63^{25/32} x 127^{9/16} Full Lappato - Stuoiato | Mesh-Mounted*

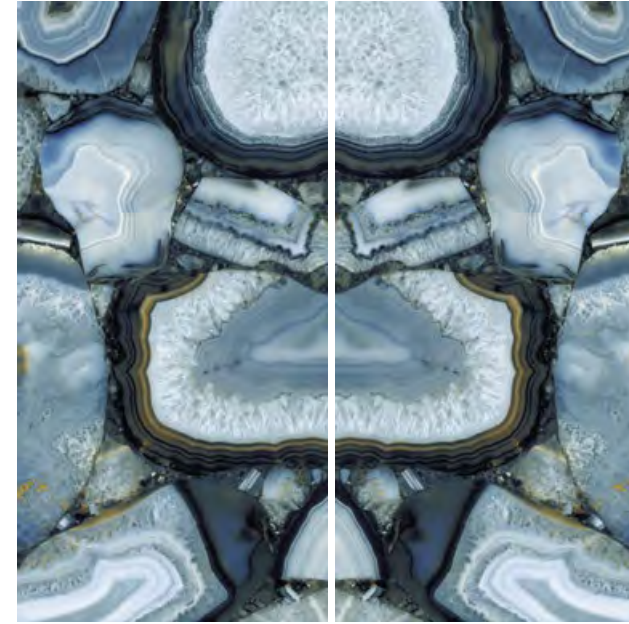
AGATA BLU B

12MM Non Rettificato
EK6Y 162x324 - 63^{25/32} x 127^{9/16} Full Lappato
EK7Y 162x324 - 63^{25/32} x 127^{9/16} Full Lappato - Stuoiato | Mesh-Mounted*



AGATE AZURE

BOOKMATCH



AGATE AZURE A

12MM Non Rettificato

ELMS 162x324 - 63^{25/32}"x127^{9/16}" Full Lappato

ELX6 162x324 - 63^{25/32}"x127^{9/16}" Full Lappato - Stuoiato | Mesh-Mounted*

AGATE AZURE B

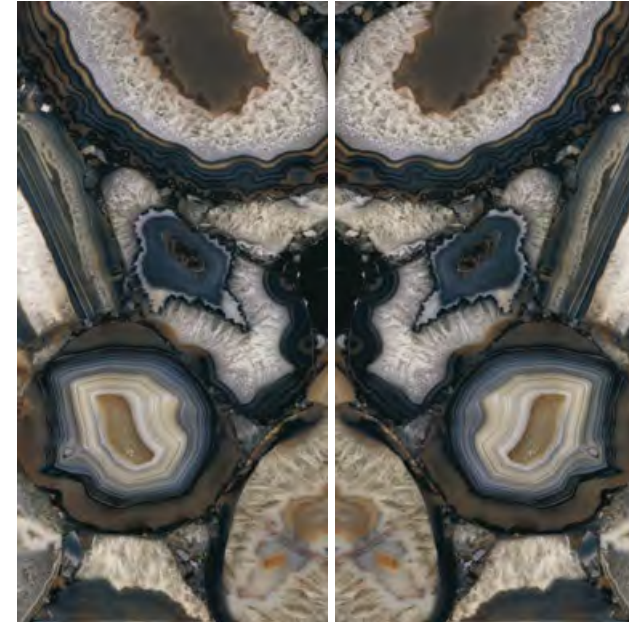
12MM Non Rettificato

ELN0 162x324 - 63^{25/32}"x127^{9/16}" Full Lappato

ELX7 162x324 - 63^{25/32}"x127^{9/16}" Full Lappato - Stuoiato | Mesh-Mounted*

AGATE BLACK

BOOKMATCH



AGATE BLACK A

12MM Non Rettificato

ELMQ 162x324 - 63^{25/32} x 127^{9/16} Full Lappato


ELX2 162x324 - 63^{25/32} x 127^{9/16} Full Lappato - Stuoiato | Mesh-Mounted*

AGATE BLACK B

12MM Non Rettificato


ELMY 162x324 - 63^{25/32} x 127^{9/16} Full Lappato

ELX3 162x324 - 63^{25/32} x 127^{9/16} Full Lappato - Stuoiato | Mesh-Mounted*



AGATE BROWN

BOOKMATCH



AGATE BROWN A

12MM Non Rettificato
ELMR 162x324 - 63^{25/32}"x127^{9/16}" Full Lappato
ELX4 162x324 - 63^{25/32}"x127^{9/16}" Full Lappato - Stuoiato | Mesh-Mounted*

AGATE BROWN B

12MM Non Rettificato
ELMZ 162x324 - 63^{25/32}"x127^{9/16}" Full Lappato
ELX5 162x324 - 63^{25/32}"x127^{9/16}" Full Lappato - Stuoiato | Mesh-Mounted*



ARABESCATO CORCHIA

BOOKMATCH



ARABESCATO CORCHIA A

⊕ 12MM Non Rettificato
EJ1Y 162x324 - 63^{25/32} x 127^{9/16} Full Lappato
EJ2F 162x324 - 63^{25/32} x 127^{9/16} Full Lappato - Stuoiato | Mesh-Mounted*


ARABESCATO CORCHIA B

⊕ 12MM Non Rettificato
EJ6S 162x324 - 63^{25/32} x 127^{9/16} Full Lappato
EJ6X 162x324 - 63^{25/32} x 127^{9/16} Full Lappato - Stuoiato | Mesh-Mounted*



BARDIGLIO MANHATTAN

BOOKMATCH



BARDIGLIO MANHATTAN A


- 12MM Non Rettificato
- EMAZ 162x324 - 63^{25/32} x 127^{9/16} Naturale
- EMC8 162x324 - 63^{25/32} x 127^{9/16} Naturale - Stuoiato | Mesh-Mounted*
- EMA9 162x324 - 63^{25/32} x 127^{9/16} Full Lappato
- EMAN 162x324 - 63^{25/32} x 127^{9/16} Full Lappato - Stuoiato | Mesh-Mounted*

BARDIGLIO MANHATTAN B

- 12MM Non Rettificato
- EMC0 162x324 - 63^{25/32} x 127^{9/16} Naturale
- EMC9 162x324 - 63^{25/32} x 127^{9/16} Naturale - Stuoiato | Mesh-Mounted*
- EMAA 162x324 - 63^{25/32} x 127^{9/16} Full Lappato
- EMAP 162x324 - 63^{25/32} x 127^{9/16} Full Lappato - Stuoiato | Mesh-Mounted*

CALACATTA

BOOKMATCH



CALACATTA A


12MM Non Rettificato
 EFKS 162x324 - 63^{25/32}"x127^{9/16}" Naturale
 EOYG 162x324 - 63^{25/32}"x127^{9/16}" Naturale - Stuoiato | Mesh-Mounted*
 EFJ2 162x324 - 63^{25/32}"x127^{9/16}" Full Lappato
 EOYX 162x324 - 63^{25/32}"x127^{9/16}" Full Lappato - Stuoiato | Mesh-Mounted*

6,5MM Rettificato
 E049 160x320 - 62^{63/64}"x125^{53/64}" Full Lappato
 EGFR 160x320 - 62^{63/64}"x125^{53/64}" Full Lappato - Stuoiato | Mesh-Mounted*

CALACATTA B

12MM Non Rettificato
 EFKT 162x324 - 63^{25/32}"x127^{9/16}" Naturale
 EOYH 162x324 - 63^{25/32}"x127^{9/16}" Naturale - Stuoiato | Mesh-Mounted*
 EFKE 162x324 - 63^{25/32}"x127^{9/16}" Full Lappato
 EOYY 162x324 - 63^{25/32}"x127^{9/16}" Full Lappato - Stuoiato | Mesh-Mounted*

6,5MM Rettificato
 E04A 160x320 - 62^{63/64}"x125^{53/64}" Full Lappato
 EGFS 160x320 - 62^{63/64}"x125^{53/64}" Full Lappato - Stuoiato | Mesh-Mounted*



CALACATTA

6,5MM Rettificato
 E048 160x320 - 62^{63/64}"x125^{53/64}" Full Lappato
 EGFO 160x320 - 62^{63/64}"x125^{53/64}" Full Lappato - Stuoiato | Mesh-Mounted*





CALACATTA BLACK

BOOKMATCH





CALACATTA BLACK A

- ⊞ 12MM Non Rettificato
- ELMV 162x324 - 63^{25/32}"x127^{9/16}" Naturale
- ELWT 162x324 - 63^{25/32}"x127^{9/16}" Naturale - Stuoiato Mesh-Mounted*
- EJ1V 162x324 - 63^{25/32}"x127^{9/16}" Full Lappato
- EJ2D 162x324 - 63^{25/32}"x127^{9/16}" Full Lappato - Stuoiato | Mesh-Mounted*

CALACATTA BLACK B

- ⊞ 12MM Non Rettificato
- ELMW 162x324 - 63^{25/32}"x127^{9/16}" Naturale
- ELWU 162x324 - 63^{25/32}"x127^{9/16}" Naturale - Stuoiato Mesh-Mounted*
- EJ1W 162x324 - 63^{25/32}"x127^{9/16}" Full Lappato
- EJ2E 162x324 - 63^{25/32}"x127^{9/16}" Full Lappato - Stuoiato | Mesh-Mounted*



CALACATTA BLACK

- ⊞ 6,5MM Rettificato
- EJ1S 160x320 - 62^{63/64}"x125^{53/64}" Full Lappato
- EJ29 160x320 - 62^{63/64}"x125^{53/64}" Full Lappato - Stuoiato | Mesh-Mounted*



CALACATTA FOSSIL

BOOKMATCH



CALACATTA FOSSIL A

- ⊞ 12MM Non Rettificato
- EMC1 162x324 - 63^{25/32} x127^{9/16} Naturale
- EMCA 162x324 - 63^{25/32} x127^{9/16} Naturale - Stuoiato | Mesh-Mounted*
- EMAC 162x324 - 63^{25/32} x127^{9/16} Full Lappato
- EMAQ 162x324 - 63^{25/32} x127^{9/16} Full Lappato - Stuoiato | Mesh-Mounted*

CALACATTA FOSSIL B

- ⊞ 12MM Non Rettificato
- EMC2 162x324 - 63^{25/32} x127^{9/16} Naturale
- EMCC 162x324 - 63^{25/32} x127^{9/16} Naturale - Stuoiato | Mesh-Mounted*
- EMAD 162x324 - 63^{25/32} x127^{9/16} Full Lappato
- EMAR 162x324 - 63^{25/32} x127^{9/16} Full Lappato - Stuoiato | Mesh-Mounted*



CALACATTA GOLD

BOOKMATCH



CALACATTA GOLD A

 **12MM Non Rettificato**
E079 162x324 - 63^{25/32}"x127^{9/16}" Full Lappato
E07Z 162x324 - 63^{25/32}"x127^{9/16}" Full Lappato - Stuoiato | Mesh-Mounted*

CALACATTA GOLD B

 **12MM Non Rettificato**
E07A 162x324 - 63^{25/32}"x127^{9/16}" Full Lappato
E0Z0 162x324 - 63^{25/32}"x127^{9/16}" Full Lappato - Stuoiato | Mesh-Mounted*




CALACATTA GOLD

 **6.5MM Rettificato**
EJ1Q 160x320 - 62^{43/64}"x125^{53/64}" Full Lappato
EJ27 160x320 - 62^{43/64}"x125^{53/64}" Full Lappato - Stuoiato | Mesh-Mounted*



CALACATTA PAONAZZO

BOOKMATCH




CALACATTA PAONAZZO A

12MM Non Rettificato
EGJ7 162x324 - 63^{25/32}x127^{9/16} Full Lappato
EGJK 162x324 - 63^{25/32}x127^{9/16} Full Lappato - Stuoiato | Mesh-Mounted*


CALACATTA PAONAZZO B

12MM Non Rettificato
EGJV 162x324 - 63^{25/32}x127^{9/16} Full Lappato
EGK7 162x324 - 63^{25/32}x127^{9/16} Full Lappato - Stuoiato | Mesh-Mounted*




CALACATTA PAONAZZO

6,5MM Rettificato
EKEL 160x320 - 62^{53/64}x125^{53/64} Full Lappato
EKEQ 160x320 - 62^{53/64}x125^{53/64} Full Lappato - Stuoiato | Mesh-Mounted*



CALACATTA PICASSO

BOOKMATCH



CALACATTA PICASSO A

- 12MM Non Rettificato
- EMAX 162x324 - 63^{25/32}x127^{9/16} Naturale
- EMC6 162x324 - 63^{25/32}x127^{9/16} Naturale - Stuoiato | Mesh-Mounted*
- EMA7 162x324 - 63^{25/32}x127^{9/16} Full Lappato
- EMAL 162x324 - 63^{25/32}x127^{9/16} Full Lappato - Stuoiato | Mesh-Mounted*

CALACATTA PICASSO B

- 12MM Non Rettificato
- EMAY 162x324 - 63^{25/32}x127^{9/16} Naturale
- EMC7 162x324 - 63^{25/32}x127^{9/16} Naturale - Stuoiato | Mesh-Mounted*
- EMA8 162x324 - 63^{25/32}x127^{9/16} Full Lappato
- EMAM 162x324 - 63^{25/32}x127^{9/16} Full Lappato - Stuoiato | Mesh-Mounted*



CALACATTA RENOIR

BOOKMATCH

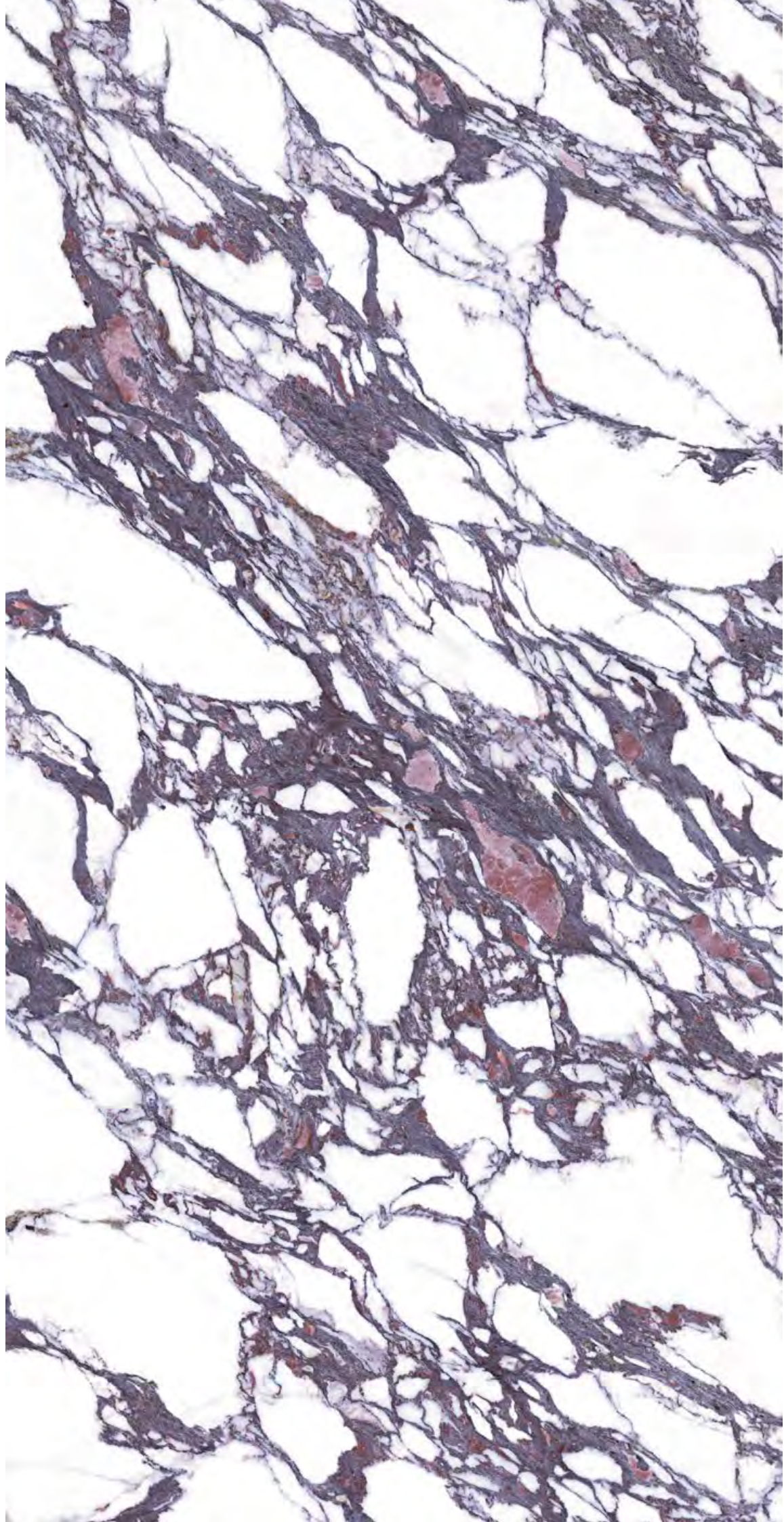


CALACATTA RENOIR A

☒ 12MM Non Rettificato
EFJZ 162x324 - 63^{26/32}x127^{9/16} Full Lappato
EOZZ 162x324 - 63^{26/32}x127^{9/16} Full Lappato - Stuoiato | Mesh-Mounted*


CALACATTA RENOIR B

☒ 12MM Non Rettificato
EFJ0 162x324 - 63^{26/32}x127^{9/16} Full Lappato
EDED 162x324 - 63^{26/32}x127^{9/16} Full Lappato - Stuoiato | Mesh-Mounted*



CALACATTA VIOLA

BOOKMATCH




CALACATTA VIOLA A

- 12MM Non Rettificato
- EMC3 162x324 - 63^{25/32}x127^{9/16} Naturale
- EMCD 162x324 - 63^{25/32}x127^{9/16} Naturale - Stuoiato | Mesh-Mounted*
- EMAF 162x324 - 63^{25/32}x127^{9/16} Full Lappato
- EMAS 162x324 - 63^{25/32}x127^{9/16} Full Lappato - Stuoiato | Mesh-Mounted*


CALACATTA VIOLA B

- 12MM Non Rettificato
- EMC4 162x324 - 63^{25/32}x127^{9/16} Naturale
- EMCE 162x324 - 63^{25/32}x127^{9/16} Naturale - Stuoiato | Mesh-Mounted*
- EMAG 162x324 - 63^{25/32}x127^{9/16} Full Lappato
- EMAT 162x324 - 63^{25/32}x127^{9/16} Full Lappato - Stuoiato | Mesh-Mounted*

CRYSTAL DIAMOND



CRYSTAL DIAMOND

 12MM Non Rettificato

EGJ5 162x324 - 63^{25/32}"x127^{9/16}" Full Lappato

EGJH 162x324 - 63^{25/32}"x127^{9/16}" Full Lappato - Stuoiato | Mesh-Mounted*

EGJC 162x324 - 63^{25/32}"x127^{9/16}" Lappato Matt

EGJQ 162x324 - 63^{25/32}"x127^{9/16}" Lappato Matt - Stuoiato | Mesh-Mounted*



GRANITO BLU ANDE

BOOKMATCH




GRANITO BLU ANDE A

12MM Non Rettificato
EGJ8 162x324 - 63^{25/32}"x127^{9/16}" Full Lappato
EGJL 162x324 - 63^{25/32}"x127^{9/16}" Full Lappato - Stuoiato | Mesh-Mounted*

GRANITO BLU ANDE B

12MM Non Rettificato
EGJW 162x324 - 63^{25/32}"x127^{9/16}" Full Lappato
EGK8 162x324 - 63^{25/32}"x127^{9/16}" Full Lappato - Stuoiato | Mesh-Mounted*




GRANITO BLU ANDE

6,5MM Rettificato
EJ1R 160x320 - 62^{53/64}"x125^{53/64}" Full Lappato
EJ28 160x320 - 62^{53/64}"x125^{53/64}" Full Lappato - Stuoiato | Mesh-Mounted*



IMPERIAL BLACK SELECT

BOOKMATCH



IMPERIAL BLACK SELECT A


 12MM Non Rettificato
 ELSY 162x324 - 63^{25/32}x127^{9/16} Naturale
 ELWZ 162x324 - 63^{25/32}x127^{9/16} Naturale - Stuoiato Mesh-Mounted*
 ELT6 162x324 - 63^{25/32}x127^{9/16} Full Lappato
 ELXD 162x324 - 63^{25/32}x127^{9/16} Full Lappato - Stuoiato Mesh-Mounted*

IMPERIAL BLACK SELECT B

 12MM Non Rettificato
 ELSZ 162x324 - 63^{25/32}x127^{9/16} Naturale
 ELX0 162x324 - 63^{25/32}x127^{9/16} Naturale - Stuoiato Mesh-Mounted*
 ELT7 162x324 - 63^{25/32}x127^{9/16} Full Lappato
 ELXE 162x324 - 63^{25/32}x127^{9/16} Full Lappato - Stuoiato Mesh-Mounted*



IMPERIAL BLACK SELECT

 6,5MM Rettificato
 EM6F 160x320 - 62^{63/64}x125^{63/64} Naturale
 EM6P 160x320 - 62^{63/64}x125^{63/64} Naturale - Stuoiato | Mesh-Mounted*
 EM6H 160x320 - 62^{63/64}x125^{63/64} Full Lappato
 EM6R 160x320 - 62^{63/64}x125^{63/64} Full Lappato - Stuoiato | Mesh-Mounted*



IRISH GREEN

BOOKMATCH



IRISH GREEN A

⊕ 12MM Non Rettificato
EMAH 162x324 - 63^{25/32}"x127^{9/16}" Full Lappato
EMAU 162x324 - 63^{25/32}"x127^{9/16}" Full Lappato - Stuoiato | Mesh-Mounted*


IRISH GREEN B

⊕ 12MM Non Rettificato
EMAJ 162x324 - 63^{25/32}"x127^{9/16}" Full Lappato
EMAV 162x324 - 63^{25/32}"x127^{9/16}" Full Lappato - Stuoiato | Mesh-Mounted*



LAGUNA BLANCA

BOOKMATCH



LAGUNA BLANCA A

12MM Non Rettificato
ELFX 162x324 - 63^{25/32}"x127^{9/16}" Full Lappato
ELG4 162x324 - 63^{25/32}"x127^{9/16}" Full Lappato - Stuoiato | Mesh-Mounted*

LAGUNA BLANCA B

12MM Non Rettificato
ELFY 162x324 - 63^{25/32}"x127^{9/16}" Full Lappato
ELG5 162x324 - 63^{25/32}"x127^{9/16}" Full Lappato - Stuoiato | Mesh-Mounted*



LUMIX

BOOKMATCH



LUMIX A

12MM Non Rettificato

ELSU 162x324 - 63^{25/32}x127^{9/16} Naturale

ELWV 162x324 - 63^{25/32}x127^{9/16} Naturale - Stuoiato Mesh-Mounted*

ELT2 162x324 - 63^{25/32}x127^{9/16} Full Lappato

ELX8 162x324 - 63^{25/32}x127^{9/16} Full Lappato - Stuoiato | Mesh-Mounted*

LUMIX B

12MM Non Rettificato

ELSV 162x324 - 63^{25/32}x127^{9/16} Naturale

ELWW 162x324 - 63^{25/32}x127^{9/16} Naturale - Stuoiato Mesh-Mounted*


ELT3 162x324 - 63^{25/32}x127^{9/16} Full Lappato

ELX9 162x324 - 63^{25/32}x127^{9/16} Full Lappato - Stuoiato | Mesh-Mounted*



MACCHIA VECCHIA

BOOKMATCH



MACCHIA VECCHIA A

- ☒ 12MM Non Rettificato
- EHZV 162x324 - 63^{25/32}"x127^{9/16}" Full Lappato
- EJ18 162x324 - 63^{25/32}"x127^{9/16}" Full Lappato - Stuoiato | Mesh-Mounted*
- EJ6U 162x324 - 63^{25/32}"x127^{9/16}" Lappato Matt
- EJ6Z 162x324 - 63^{25/32}"x127^{9/16}" Lappato Matt - Stuoiato | Mesh-Mounted*

MACCHIA VECCHIA B

- ☒ 12MM Non Rettificato
- EHZW 162x324 - 63^{25/32}"x127^{9/16}" Full Lappato
- EJ19 162x324 - 63^{25/32}"x127^{9/16}" Full Lappato - Stuoiato | Mesh-Mounted*
- EJ6V 162x324 - 63^{25/32}"x127^{9/16}" Lappato Matt
- EJ70 162x324 - 63^{25/32}"x127^{9/16}" Lappato Matt - Stuoiato | Mesh-Mounted*



MACCHIA VECCHIA

- ☒ 6,5MM Rettificato
- EKEM 160x320 - 62^{53/64}"x125^{63/64}" Full Lappato
- EKER 160x320 - 62^{53/64}"x125^{63/64}" Full Lappato - Stuoiato | Mesh-Mounted*



MOON GREY

BOOKMATCH



MOON GREY A

- ⊞ 12MM Non Rettificato
- ELSW 162x324 - 63^{25/32}"x127^{9/16}" Naturale
- ELWX 162x324 - 63^{25/32}"x127^{9/16}" Naturale - Stuoiato Mesh-Mounted*
- ELT4 162x324 - 63^{25/32}"x127^{9/16}" Full Lappato
- ELXA 162x324 - 63^{25/32}"x127^{9/16}" Full Lappato - Stuoiato | Mesh-Mounted*

MOON GREY B

- ⊞ 12MM Non Rettificato
- ELSX 162x324 - 63^{25/32}"x127^{9/16}" Naturale
- ELWY 162x324 - 63^{25/32}"x127^{9/16}" Naturale - Stuoiato Mesh-Mounted*
- ELT5 162x324 - 63^{25/32}"x127^{9/16}" Full Lappato
- ELXC 162x324 - 63^{25/32}"x127^{9/16}" Full Lappato - Stuoiato | Mesh-Mounted*



ONYX

BOOKMATCH




ONYX A

- 12MM Non Rettificato
- E07D 162x324 - 63^{26/32} x 127^{9/16} Full Lappato
- E0Z2 162x324 - 63^{26/32} x 127^{9/16} Full Lappato - Stuoiato | Mesh-Mounted*

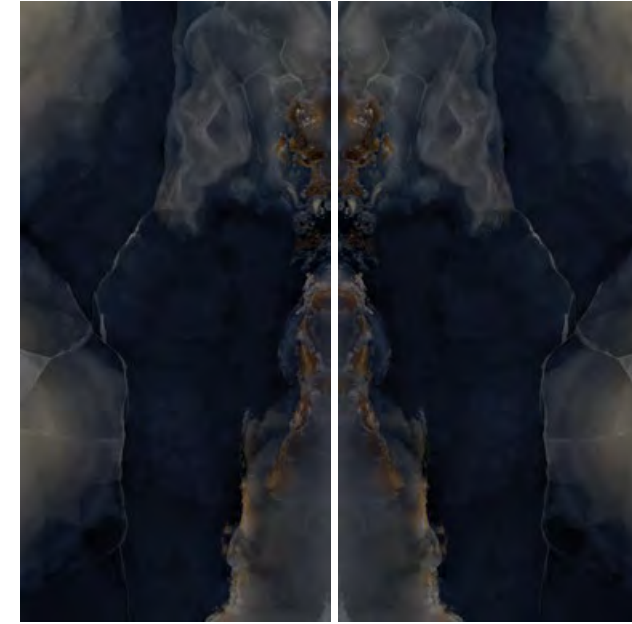
ONYX B

- 12MM Non Rettificato
- EDET 162x324 - 63^{26/32} x 127^{9/16} Full Lappato
- EDEX 162x324 - 63^{26/32} x 127^{9/16} Full Lappato - Stuoiato | Mesh-Mounted*



ONYX BLACK

BOOKMATCH



ONYX BLACK A

12MM Non Rettificato
EK6V 162x324 - 63^{25/32}"x127^{9/16}" Full Lappato
EK7V 162x324 - 63^{25/32}"x127^{9/16}" Full Lappato - Stuoiato | Mesh-Mounted*

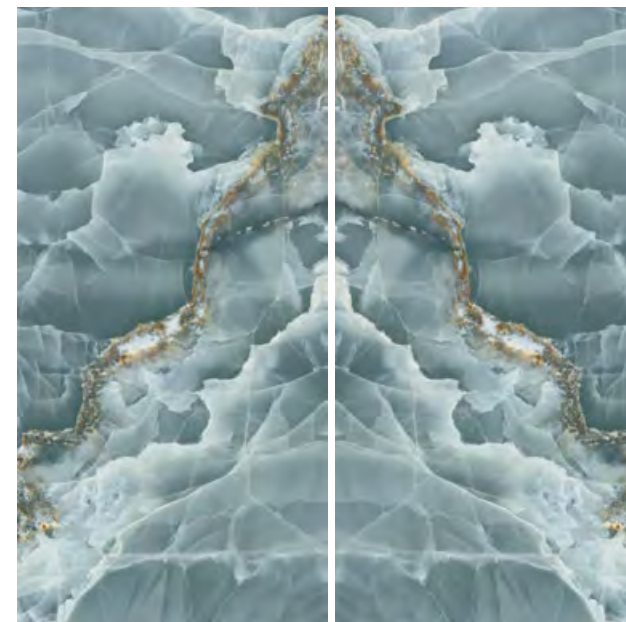
ONYX BLACK B

12MM Non Rettificato
EK6W 162x324 - 63^{25/32}"x127^{9/16}" Full Lappato
EK7W 162x324 - 63^{25/32}"x127^{9/16}" Full Lappato - Stuoiato | Mesh-Mounted*



ONYX GREEN

BOOKMATCH



ONYX GREEN A

12MM Non Rettificato
EL5E 162x324 - 63^{25/32}"x127^{9/16}" Full Lappato
EL5Q 162x324 - 63^{25/32}"x127^{9/16}" Full Lappato - Stuoiato | Mesh-Mounted*

ONYX GREEN B

12MM Non Rettificato
EL5F 162x324 - 63^{25/32}"x127^{9/16}" Full Lappato
EL5R 162x324 - 63^{25/32}"x127^{9/16}" Full Lappato - Stuoiato | Mesh-Mounted*

ONYX IVORY

BOOKMATCH



ONYX IVORY B

12MM Non Rettificato
EL5H 162x324 - 63^{25/32}"x127^{9/16}" Full Lappato
EL5T 162x324 - 63^{25/32}"x127^{9/16}" Full Lappato - Stuoiato | Mesh-Mounted*

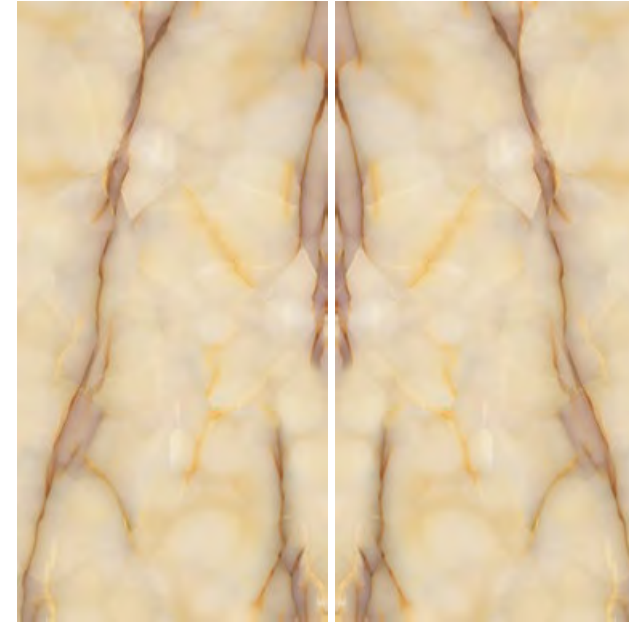
ONYX IVORY A

12MM Non Rettificato
EL5G 162x324 - 63^{25/32}"x127^{9/16}" Full Lappato
EL5S 162x324 - 63^{25/32}"x127^{9/16}" Full Lappato - Stuoiato | Mesh-Mounted*



ONYX MIELE

BOOKMATCH



ONYX MIELE A

- ± 12MM Non Rettificato
- EMPA 162x324 - 63^{25/32} x 127^{9/16} Full Lappato
- EMQ3 162x324 - 63^{25/32} x 127^{9/16} Full Lappato - Stuoiato | Mesh-Mounted*
- EMPH 162x324 - 63^{25/32} x 127^{9/16} Lappato Matt
- EMPY 162x324 - 63^{25/32} x 127^{9/16} Lappato Matt - Stuoiato | Mesh-Mounted*


ONYX MIELE B

- ± 12MM Non Rettificato
- EMPD 162x324 - 63^{25/32} x 127^{9/16} Full Lappato
- EMQ4 162x324 - 63^{25/32} x 127^{9/16} Full Lappato - Stuoiato | Mesh-Mounted*
- EMPK 162x324 - 63^{25/32} x 127^{9/16} Lappato Matt
- EMQ2 162x324 - 63^{25/32} x 127^{9/16} Lappato Matt - Stuoiato | Mesh-Mounted*



ONYX PERLA

BOOKMATCH



ONYX PERLA A


- 12MM Non Rettificato
- EMP9 162x324 - 63^{25/32}x127^{9/16} Full Lappato
- EMQ5 162x324 - 63^{25/32}x127^{9/16} Full Lappato - Stuoiato | Mesh-Mounted*
- EMPM 162x324 - 63^{25/32}x127^{9/16} Lappato Matt
- EMPZ 162x324 - 63^{25/32}x127^{9/16} Lappato Matt - Stuoiato | Mesh-Mounted*

ONYX PERLA B

- 12MM Non Rettificato
- EMPF 162x324 - 63^{25/32}x127^{9/16} Full Lappato
- EMQ8 162x324 - 63^{25/32}x127^{9/16} Full Lappato - Stuoiato | Mesh-Mounted*
- EMPJ 162x324 - 63^{25/32}x127^{9/16} Lappato Matt
- EMQ1 162x324 - 63^{25/32}x127^{9/16} Lappato Matt - Stuoiato | Mesh-Mounted*

PANDA

BOOKMATCH



PANDA A

- ± 12MM Non Rettificato
- EMPE 162x324 - 63^{25/32}x127^{9/16} Full Lappato
- EMQ6 162x324 - 63^{25/32}x127^{9/16} Full Lappato - Stuoiato | Mesh-Mounted*
- EMPG 162x324 - 63^{25/32}x127^{9/16} Lappato Matt
- EMPX 162x324 - 63^{25/32}x127^{9/16} Lappato Matt - Stuoiato | Mesh-Mounted*

PANDA B

- ± 12MM Non Rettificato
- EMPC 162x324 - 63^{25/32}x127^{9/16} Full Lappato
- EMQ7 162x324 - 63^{25/32}x127^{9/16} Full Lappato - Stuoiato | Mesh-Mounted*
- EMPL 162x324 - 63^{25/32}x127^{9/16} Lappato Matt
- EMQ0 162x324 - 63^{25/32}x127^{9/16} Lappato Matt - Stuoiato | Mesh-Mounted*


PANDA





QUARZO

BOOKMATCH



QUARZO A


12MM Non Rettificato
 EFKR 162x324 - 63^{25/32}"x127^{9/16}" Naturale
 EOYC 162x324 - 63^{25/32}"x127^{9/16}" Naturale
 Stuoiato | Mesh-Mounted*
 EFJ1 162x324 - 63^{25/32}"x127^{9/16}" Full Lappato
 EOYS 162x324 - 63^{25/32}"x127^{9/16}" Full Lappato
 Stuoiato | Mesh-Mounted*

6,5MM Rettificato
 EDG3 160x320 - 62^{53/64}"x125^{53/64}" Full Lappato
 EGG0 160x320 - 62^{53/64}"x125^{53/64}" Full Lappato
 Stuoiato | Mesh-Mounted*

QUARZO B

12MM Non Rettificato
 EOZK 162x324 - 63^{25/32}"x127^{9/16}" Naturale
 EOYD 162x324 - 63^{25/32}"x127^{9/16}" Naturale
 Stuoiato | Mesh-Mounted*
 EOZM 162x324 - 63^{25/32}"x127^{9/16}" Full Lappato
 EOYT 162x324 - 63^{25/32}"x127^{9/16}" Full Lappato
 Stuoiato | Mesh-Mounted*

6,5MM Rettificato
 EDEP 160x320 - 62^{53/64}"x125^{53/64}" Full Lappato
 EGG1 160x320 - 62^{53/64}"x125^{53/64}" Full Lappato
 Stuoiato | Mesh-Mounted*




QUARZO

6,5MM Rettificato
 E046 160x320 - 62^{53/64}"x125^{53/64}" Naturale
 EGFH 160x320 - 62^{53/64}"x125^{53/64}" Naturale - Stuoiato | Mesh-Mounted*
 E04G 160x320 - 62^{53/64}"x125^{53/64}" Full Lappato
 EGFZ 160x320 - 62^{53/64}"x125^{53/64}" Full Lappato - Stuoiato | Mesh-Mounted*

STATUARIO EXTRA

BOOKMATCH



STATUARIO EXTRA A

- ☒ 12MM Non Rettificato
- EGJ9 162x324 - 63^{25/32}"x127^{9/16}" Full Lappato
- EGJM 162x324 - 63^{25/32}"x127^{9/16}" Full Lappato - Stuoiato | Mesh-Mounted*
- EGJD 162x324 - 63^{25/32}"x127^{9/16}" Lappato Matt
- EGJR 162x324 - 63^{25/32}"x127^{9/16}" Lappato Matt - Stuoiato | Mesh-Mounted*

☒ 6,5MM Rettificato

- EJ1N 160x320 - 62^{53/64}"x125^{53/64}" Full Lappato
- EJ25 160x320 - 62^{53/64}"x125^{53/64}" Full Lappato - Stuoiato | Mesh-Mounted*

STATUARIO EXTRA B

- ☒ 12MM Non Rettificato
- EGJX 162x324 - 63^{25/32}"x127^{9/16}" Full Lappato
- EKG9 162x324 - 63^{25/32}"x127^{9/16}" Full Lappato - Stuoiato | Mesh-Mounted*
- EGK1 162x324 - 63^{25/32}"x127^{9/16}" Lappato Matt
- EGLE 162x324 - 63^{25/32}"x127^{9/16}" Lappato Matt - Stuoiato | Mesh-Mounted*

☒ 6,5MM Rettificato

- EJ1P 160x320 - 62^{53/64}"x125^{53/64}" Full Lappato
- EJ26 160x320 - 62^{53/64}"x125^{53/64}" Full Lappato - Stuoiato | Mesh-Mounted*



STATUARIO EXTRA

- ☒ 6,5MM Rettificato
- EJ1L 160x320 - 62^{53/64}"x125^{53/64}" Full Lappato
- EJ24 160x320 - 62^{53/64}"x125^{53/64}" Full Lappato - Stuoiato | Mesh-Mounted*

STATUARIO EXTRA





STATUARIO MICHELANGELO

BOOKMATCH



STATUARIO MICHELANGELO A

- 12MM Non Rettificato
- EFKG 162x324 - 63^{25/32}"x127^{9/16}" Full Lappato
- EDEF 162x324 - 63^{25/32}"x127^{9/16}" Full Lappato - Stuoiato | Mesh-Mounted*
- EHNN 162x324 - 63^{25/32}"x127^{9/16}" Lappato Matt
- EGLF 162x324 - 63^{25/32}"x127^{9/16}" Lappato Matt - Stuoiato | Mesh-Mounted*

STATUARIO MICHELANGELO B

- 12MM Non Rettificato
- EFKH 162x324 - 63^{25/32}"x127^{9/16}" Full Lappato
- EDEG 162x324 - 63^{25/32}"x127^{9/16}" Full Lappato - Stuoiato | Mesh-Mounted*
- EHNP 162x324 - 63^{25/32}"x127^{9/16}" Lappato Matt
- EGLG 162x324 - 63^{25/32}"x127^{9/16}" Lappato Matt - Stuoiato | Mesh-Mounted*




STATUARIO MICHELANGELO

- 6.5MM Rettificato
- EKEK 160x320 - 62^{53/64}"x125^{53/64}" Full Lappato
- EKEP 160x320 - 62^{53/64}"x125^{53/64}" Full Lappato - Stuoiato | Mesh-Mounted*

STATUARIO REALE

BOOKMATCH



STATUARIO REALE A

- ⊠ 12MM Non Rettificato
- ELKK 162x324 - 63^{25/32}x127^{9/16} Naturale
- ELKQ 162x324 - 63^{25/32}x127^{9/16} Naturale - Stuoiato Mesh-Mounted*
- ELFV 162x324 - 63^{25/32}x127^{9/16} Full Lappato
- ELG2 162x324 - 63^{25/32}x127^{9/16} Full Lappato - Stuoiato | Mesh-Mounted*

STATUARIO REALE B

- ⊠ 12MM Non Rettificato
- ELKL 162x324 - 63^{25/32}x127^{9/16} Naturale
- ELKR 162x324 - 63^{25/32}x127^{9/16} Naturale - Stuoiato Mesh-Mounted*
- ELFW 162x324 - 63^{25/32}x127^{9/16} Full Lappato
- ELG3 162x324 - 63^{25/32}x127^{9/16} Full Lappato - Stuoiato | Mesh-Mounted*



SUPERWHITE

BOOKMATCH



SUPERWHITE A

- ⊠ 12MM Non Rettificato
- ELKH 162x324 - 63^{25/32}"x127^{9/16}" Naturale
- ELKN 162x324 - 63^{25/32}"x127^{9/16}" Naturale - Stuoiato | Mesh-Mounted*
- ELFT 162x324 - 63^{25/32}"x127^{9/16}" Full Lappato
- ELG0 162x324 - 63^{25/32}"x127^{9/16}" Full Lappato - Stuoiato | Mesh-Mounted*

SUPERWHITE B

- ⊠ 12MM Non Rettificato
- ELKJ 162x324 - 63^{25/32}"x127^{9/16}" Naturale
- ELKP 162x324 - 63^{25/32}"x127^{9/16}" Naturale - Stuoiato | Mesh-Mounted*
- ELFU 162x324 - 63^{25/32}"x127^{9/16}" Full Lappato
- ELG1 162x324 - 63^{25/32}"x127^{9/16}" Full Lappato - Stuoiato | Mesh-Mounted*




TORTORA TAFU



TORTORA TAFU

- ⊠ 12MM Non Rettificato
- EFZK 162x324 - 63^{25/32}"x127^{9/16}" Naturale
- EOZT 162x324 - 63^{25/32}"x127^{9/16}" Naturale - Stuoiato | Mesh-Mounted*
- EFZX 162x324 - 63^{25/32}"x127^{9/16}" Full Lappato
- EOZ3 162x324 - 63^{25/32}"x127^{9/16}" Full Lappato - Stuoiato | Mesh-Mounted*



TORTORA TAFU

- ⊠ 6,5MM Rettificato
- EM6E 160x320 - 62^{63/64}"x125^{63/64}" Naturale
- EM6N 160x320 - 62^{63/64}"x125^{63/64}" Naturale - Stuoiato | Mesh-Mounted*
- EJ1T 160x320 - 62^{63/64}"x125^{63/64}" Full Lappato
- EJ2A 160x320 - 62^{63/64}"x125^{63/64}" Full Lappato - Stuoiato | Mesh-Mounted*



WHITE PARADISE

BOOKMATCH



WHITE PARADISE A

- 12MM Non Rettificato
- EJ72 162x324 - 63^{25/32}"x127^{9/16}" Full Lappato
- EJ75 162x324 - 63^{25/32}"x127^{9/16}" Full Lappato - Stuoiato | Mesh-Mounted*

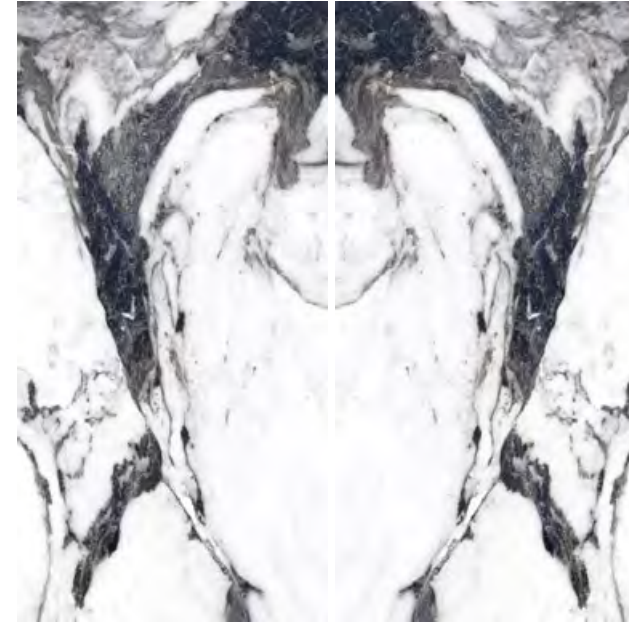
WHITE PARADISE B

- 12MM Non Rettificato
- EJ73 162x324 - 63^{25/32}"x127^{9/16}" Full Lappato
- EJ76 162x324 - 63^{25/32}"x127^{9/16}" Full Lappato - Stuoiato | Mesh-Mounted*



WHITE SIENA

BOOKMATCH



WHITE SIENA B

12MM Non Rettificato
EL5K162x324 - 63^{25/32}"x127^{9/16}" Full Lappato
EL5V 162x324 - 63^{25/32}"x127^{9/16}" Full Lappato - Stuoiato | Mesh-Mounted*


WHITE SIENA A

12MM Non Rettificato
EL5J 162x324 - 63^{25/32}"x127^{9/16}" Full Lappato
EL5U 162x324 - 63^{25/32}"x127^{9/16}" Full Lappato - Stuoiato | Mesh-Mounted*

ZEBRINO



ZEBRINO

 12MM Non Rettificato


EGJ6 162x324 - 63^{26/32} x 127^{9/16} Full Lappato

EGJJ 162x324 - 63^{26/32} x 127^{9/16} Full Lappato - Stuoiato | Mesh-Mounted*


LEVEL

CONCRETE
12 mm | 6,5 mm

ASH




ASH

 **12MM Non Rettificato**
EFJL 162x324 - 63^{25/32}"x127^{9/16}" Naturale
EDL3 162x324 - 63^{25/32}"x127^{9/16}" Naturale - **Stuoiato | Mesh-Mounted***



ASH

 **6,5MM Rettificato**
EFJQ 160x320 - 62^{43/64}"x125^{63/64}" Naturale
EGGE 160x320 - 62^{43/64}"x125^{63/64}" Naturale - **Stuoiato | Mesh-Mounted***

DARK GREY




DARK GREY

12MM Non Rettificato

EOZH 162x324 - 63^{25/32"}x127^{9/16"} Naturale

EDM4 162x324 - 63^{25/32"}x127^{9/16"} Naturale - Stuoiato | Mesh-Mounted*



DARK GREY

6,5MM Rettificato

EDH6 160x320 - 62^{63/64"}x125^{63/64"} Naturale


EGGF 160x320 - 62^{63/64"}x125^{63/64"} Naturale - Stuoiato | Mesh-Mounted*

TAUPE




TAUPE

 **12MM Non Rettificato**
 EFJV 162x324 - 63^{25/32}"x127^{9/16}" Naturale
 EDL1 162x324 - 63^{25/32}"x127^{9/16}" Naturale - **Stuoiato | Mesh-Mounted***



TAUPE

 **6,5MM Rettificato**
 EDG7 160x320 - 62^{63/64}"x125^{63/64}" Naturale
 EGGD 160x320 - 62^{63/64}"x125^{63/64}" Naturale - **Stuoiato | Mesh-Mounted***

WHITE



WHITE

12MM Non Rettificato
EFKY 162x324 - 63^{25/32"}x127^{7/16"} Naturale
EDKF 162x324 - 63^{25/32"}x127^{7/16"} Naturale - Stuoiato | Mesh-Mounted*



WHITE

6,5MM Rettificato
EDG5 160x320 - 62^{53/64"}x125^{53/64"} Naturale
EGGC 160x320 - 62^{53/64"}x125^{53/64"} Naturale - Stuoiato | Mesh-Mounted*

LEVEL

DESIGN
12 mm

RAKU NERO



RAKU NERO

 12MM Non Rettificato
EFJ7 162x324 - 63^{26/32"}x127^{9/16"} Naturale
EDKD 162x324 - 63^{26/32"}x127^{9/16"} Naturale - Stuoiato | Mesh-Mounted*

VETRO



VETRO

 12MM Non Rettificato

EL5D 162x324 - 63^{25/32}"x127^{9/16}" Full Lappato

EL5P 162x324 - 63^{25/32}"x127^{9/16}" Full Lappato - Stuociato | Mesh-Mounted*

LEVEL

STONE

20 mm | 12 mm | 6,5 mm

BASALTO



BASALTO
20MM Non Rettificato
EKFL 162x324 - 63^{25/32} x 127^{9/16} Naturale
EKFN 162x324 - 63^{25/32} x 127^{9/16} Naturale - Stuoiato | Mesh-Mounted*




BASALTO
12MM Non Rettificato
EKCE 162x324 - 63^{25/32} x 127^{9/16} Naturale
EKCG 162x324 - 63^{25/32} x 127^{9/16} Naturale - Stuoiato | Mesh-Mounted*

BORGOGNA



BORGOGNA

 **12MM Non Rettificato**
EMFQ 162x324 - 63^{25/32}"x127^{9/16}" Naturale
EMFS 162x324 - 63^{25/32}"x127^{9/16}" Naturale - Stuoiato | Mesh-Mounted*




Full Body

* Solo su richiesta | On demand only




CANTERA GREY



CANTERA GREY

± 20MM Non Rettificato
EKC� 162x324 - 63^{25/32} x127^{9/16} Bocciaꝁato
EKCT 162x324 - 63^{25/32} x127^{9/16} Bocciaꝁato - Stuoiato | Mesh-Mounted*




Full Body


* Solo su richiesta | On demand only




CANTERA LIGHT




CANTERA LIGHT

 12MM Non Rettificato
ELLY 162x324 - 63^{26/32}x127^{9/16} Naturale
ELXJ 162x324 - 63^{26/32}x127^{9/16} Naturale - Stuoiato | Mesh-Mounted*



CANTERA LIGHT

 6,5MM Rettificato
ELTA 160x320 - 62^{53/64}x125^{53/64} Naturale
ELXG 160x320 - 62^{53/64}x125^{53/64} Naturale - Stuoiato | Mesh-Mounted*



GRANITE STONE

BOOKMATCH




GRANITE STONE A

12MM Non Rettificato
EMFO 162x324 - 63^{25/32}"x127^{9/16}" Naturale
EMFA 162x324 - 63^{25/32}"x127^{9/16}" Naturale - Stuoiato | Mesh-Mounted*

GRANITE STONE B

12MM Non Rettificato
EMF1 162x324 - 63^{25/32}"x127^{9/16}" Naturale
EMFC 162x324 - 63^{25/32}"x127^{9/16}" Naturale - Stuoiato | Mesh-Mounted*




Full Body



INFINITA STONE

BOOKMATCH



INFINITA STONE A

- + 12MM Non Rettificato
 EMF2 162x324 - 63^{25/32}"x127^{9/16}" Naturale
 EMFD 162x324 - 63^{25/32}"x127^{9/16}" Naturale - Stuoiato | Mesh-Mounted*
 EMWQ 162x324 - 63^{25/32}"x127^{9/16}" Brushed
 EMWS 162x324 - 63^{25/32}"x127^{9/16}" Brushed - Stuoiato | Mesh-Mounted*

INFINITA STONE B

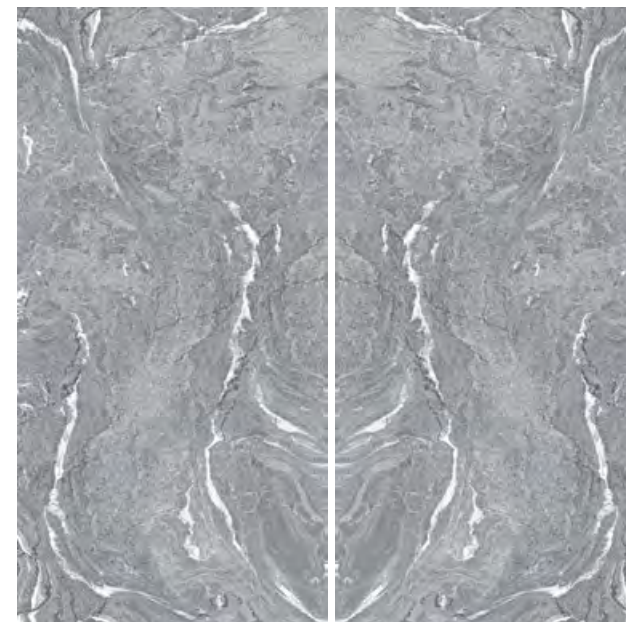
- + 12MM Non Rettificato
 EMF3 162x324 - 63^{25/32}"x127^{9/16}" Naturale
 EMFE 162x324 - 63^{25/32}"x127^{9/16}" Naturale - Stuoiato | Mesh-Mounted*
 EMWR 162x324 - 63^{25/32}"x127^{9/16}" Brushed
 EMWT 162x324 - 63^{25/32}"x127^{9/16}" Brushed - Stuoiato | Mesh-Mounted*





PIETRA DI VALS

BOOKMATCH




PIETRA DI VALS A

12MM Non Rettificato
EMXS 162x324 - 63^{25/32}"x127^{9/16}" Bocciaurato
EMXU 162x324 - 63^{25/32}"x127^{9/16}" Bocciaurato - Stuoiato | Mesh-Mounted*

PIETRA DI VALS B

12MM Non Rettificato
EMXT 162x324 - 63^{25/32}"x127^{9/16}" Bocciaurato
EMXV 162x324 - 63^{25/32}"x127^{9/16}" Bocciaurato - Stuoiato | Mesh-Mounted*



Full Body

* Solo su richiesta | On demand only




PORTLAND


BOOKMATCH



PORTLAND A

 12MM Non Rettificato
EMF4 162x324 - 63^{25/32}"x127^{9/16}" Naturale
EMFF 162x324 - 63^{25/32}"x127^{9/16}" Naturale - Stuoiato | Mesh-Mounted*

PORTLAND B

 12MM Non Rettificato
EMF5 162x324 - 63^{25/32}"x127^{9/16}" Naturale
EMFG 162x324 - 63^{25/32}"x127^{9/16}" Naturale - Stuoiato | Mesh-Mounted*




Full Body

* Solo su richiesta | On demand only



SLATE BLACK



SLATE BLACK

12MM Non Rettificato

EHEC 162x324 - 63^{25/32"}x127^{9/16"} Naturale

EHUM 162x324 - 63^{25/32"}x127^{9/16"} Naturale - Stuoiato | Mesh-Mounted*



SLATE BLACK

6,5MM Rettificato

EHUY 160x320 - 62^{43/64"}x125^{63/64"} Naturale

EHV1 160x320 - 62^{43/64"}x125^{63/64"} Naturale - Stuoiato | Mesh-Mounted*



SLATE GREY



SLATE GREY


12MM Non Rettificato
EHEA 162x324 - 63^{25/32}"x127^{9/16}" Naturale
EHUL 162x324 - 63^{25/32}"x127^{9/16}" Naturale - Stuoiato | Mesh-Mounted*




SLATE GREY

6,5MM Rettificato
EHUX 160x320 - 62^{53/64}"x125^{53/64}" Naturale
EHV0 160x320 - 62^{53/64}"x125^{53/64}" Naturale - Stuoiato | Mesh-Mounted*

TRAVERTINO MINIMAL WHITE




TRAVERTINO MINIMAL WHITE

 **12MM Non Rettificato**
ELLZ 162x324 - 63^{25/32}x127^{9/16} Naturale
ELXK 162x324 - 63^{25/32}x127^{9/16} Naturale - Stuoiato | Mesh-Mounted*



TRAVERTINO MINIMAL WHITE


 **6,5MM Rettificato**
EM6K 160x320 - 62^{63/64}x125^{63/64} Naturale
EM6T 160x320 - 62^{63/64}x125^{63/64} Naturale - Stuoiato | Mesh-Mounted*



TRAVERTINO VEIN WHITE




TRAVERTINO VEIN WHITE

 12MM Non Rettificato
ELMO 162x324 - 63^{25/32}"x127^{9/16}" Naturale
ELXL 162x324 - 63^{25/32}"x127^{9/16}" Naturale - Stuoiato | Mesh-Mounted*



TRAVERTINO VEIN WHITE

 6,5MM Rettificato
EM6L 160x320 - 62^{63/64}"x125^{63/64}" Naturale
EM6U 160x320 - 62^{63/64}"x125^{63/64}" Naturale - Stuoiato | Mesh-Mounted*


LEVEL

TINTA UNITA
20 mm | 12 mm | 6,5 mm

BLACK



BLACK


 20MM Non Rettificato

EKCK 162x324 - 63^{25/32"}x127^{9/16"} Naturale

EKCR 162x324 - 63^{25/32"}x127^{9/16"} Naturale - Stuoiato | Mesh-Mounted*




BLACK

 12MM Non Rettificato

EGH5 162x324 - 63^{25/32"}x127^{9/16"} Naturale


EGH7 162x324 - 63^{25/32"}x127^{9/16"} Naturale - Stuoiato | Mesh-Mounted*

WHITE



WHITE

20MM Non Rettificato
 EKCJ 162x324 - 63^{25/32"}x127^{9/16"} Naturale
 EKCQ 162x324 - 63^{25/32"}x127^{9/16"} Naturale - Stuoiato | Mesh-Mounted*



WHITE

12MM Non Rettificato
 EFR7 162x324 - 63^{25/32"}x127^{9/16"} Naturale
 EDM6 162x324 - 63^{25/32"}x127^{9/16"} Naturale - Stuoiato | Mesh-Mounted*
 E04L 162x324 - 63^{25/32"}x127^{9/16"} Full Lappato
 EFGM 162x324 - 63^{25/32"}x127^{9/16"} Full Lappato - Stuoiato | Mesh-Mounted*

6,5MM Rettificato

E04J 160x320 - 62^{53/64"}x125^{53/64"} Naturale
 EGGH 160x320 - 62^{53/64"}x125^{53/64"} Naturale - Stuoiato | Mesh-Mounted*
 EFR8 160x320 - 62^{53/64"}x125^{53/64"} Full Lappato
 EGGK 160x320 - 62^{53/64"}x125^{53/64"} Full Lappato - Stuoiato | Mesh-Mounted*

LEVEL

WOOD
12 mm



BLONDE OAK



BLONDE OAK


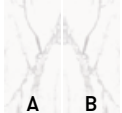


12MM Non Rettificato
EMFN 162x324 - 63^{25/32}"x127^{7/16}" Naturale
EMY7 162x324 - 63^{25/32}"x127^{7/16}" Naturale - Stuoiato | Mesh-Mounted*

LEVEL
TECHNICAL SHEET



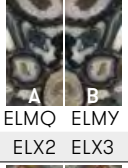




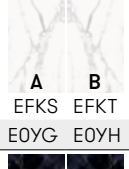



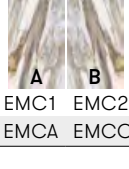




| | 160x320 | 160x320 | 160x320 | 162x324 |
|--|----------|--------------|------------------------|----------|
| | Naturale | Full Lappato | BookMatch Full Lappato | Naturale |
| | 6,5 mm | 6,5 mm | 6,5 mm | 12 mm |





MARMI

| | | | | |
|----------------------------|--|---|--|--|
| Agata Blu | | | | |
| Stuoiato | | | | |
| Agate Azure | | | | |
| Stuoiato | | | | |
| Agate Black | | | | |
| Stuoiato | | | | |
| Agate Brown | | | | |
| Stuoiato | | | | |
| Arabescato Corchia | | | | |
| Stuoiato | | | | |
| Bardiglio Manhattan | | | | |
| Stuoiato | | | | |
| Calacatta | |  |  | |
| Stuoiato | | E048 EGFO | A B E049 E04A EGFR EGFS | |
| Calcatta Black | |  | | |
| Stuoiato | | EJ1S EJ29 | | |
| Calcatta Fossil | | | | |
| Stuoiato | | | | |
| Calacatta Gold | |  | | |
| Stuoiato | | EJ1Q EJ27 | | |

| 162x324 | 162x324 | 162x324 | 162x324 | 162x324 | 162x324 |
|--------------|------------|--------------------|----------------------|----------------------|----------|
| Full Lappato | Lapp. Matt | BookMatch Naturale | BookMatch Full Lapp. | BookMatch Lapp. Matt | Naturale |
| 12 mm | 12 mm | 12 mm | 12 mm | 12 mm | 20 mm |

| | | | | | |
|--|--|---|---|--|--|
| | | |  | | |
| | | |  | | |
| | | |  | | |
| | | |  | | |
| | | |  | | |
| | |  |  | | |
| | |  |  | | |
| | |  |  | | |
| | |  |  | | |
| | | |  | | |



| | 160x320 | 160x320 | 160x320 | 162x324 |
|------------------------------|---|---|------------------------|----------|
| | Naturale | Full Lappato | BookMatch Full Lappato | Naturale |
| | 6,5 mm | 6,5 mm | 6,5 mm | 12 mm |
| Calacatta Paonazzo | |  | | |
| Stuoiato | | EKEL EKEQ | | |
| Calcatta Picasso | | | | |
| Stuoiato | | | | |
| Calacatta Renoir | | | | |
| Stuoiato | | | | |
| Calcatta Viola | | | | |
| Stuoiato | | | | |
| Crystal Diamond | | | | |
| Stuoiato | | | | |
| Granito Blu Ande | |  | | |
| Stuoiato | | EJ1R EJ28 | | |
| Imperial Black Select |  |  | | |
| Stuoiato | EM6F EM6P | EM6H EM6R | | |
| Irish Green | | | | |
| Stuoiato | | | | |
| Laguna Blanca | | | | |
| Stuoiato | | | | |
| Lumix | | | | |
| Stuoiato | | | | |








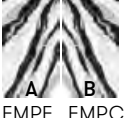
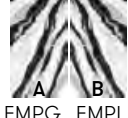

| 162x324 | 162x324 | 162x324 | 162x324 | 162x324 | 162x324 |
|--|--|---|---|----------------------|----------|
| Full Lappato | Lapp. Matt | BookMatch Naturale | BookMatch Full Lapp. | BookMatch Lapp. Matt | Naturale |
| 12 mm | 12 mm | 12 mm | 12 mm | 12 mm | 20 mm |
| | | |  | | |
| | | | A B EGJ7 EGJV EGJK EGK7 | | |
| | |  |  | | |
| | | A B EMAX EMAY EMC6 EMC7 | A B EMA7 EMA8 EMAL EMAM | | |
| | | |  | | |
| | | | A B EFJZ EFJO E0ZZ EDED | | |
| | |  |  | | |
| | | A B EMC3 EMC4 EMCD EMCE | A B EMAF EMAG EMAS EMAT | | |
|  |  | | | | |
| EGJ5 EGJH | EGJC EGJO | | | | |
| | | |  | | |
| | | | A B EGJ8 EGJW EGJL EGK8 | | |
| | |  |  | | |
| | | A B ELSY ELSZ ELWZ ELX0 | A B ELT6 ELT7 ELXD ELXE | | |
| | | |  | | |
| | | | A B EMAH EMAJ EMAU EMAY | | |
| | | |  | | |
| | | | A B ELFX ELFY ELG4 ELG5 | | |
| | |  |  | | |
| | | A B ELSU ELSV ELWV ELWW | A B ELT2 ELT3 ELX8 ELX9 | | |




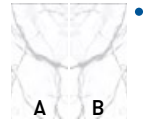




| | 160x320 | 160x320 | 160x320 | 162x324 |
|--|----------|--------------|------------------------|----------|
| | Naturale | Full Lappato | BookMatch Full Lappato | Naturale |
| | 6,5 mm | 6,5 mm | 6,5 mm | 12 mm |


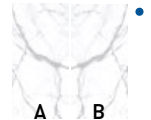










| | | | | |
|------------------------|---|---|--|--|
| Macchia Vecchia | |  | | |
| Stuoiato | | EKEM EKER | | |
| Moon Grey | | | | |
| Stuoiato | | | | |
| Onyx | | | | |
| Stuoiato | | | | |
| Onyx Black | | | | |
| Stuoiato | | | | |
| Onyx Green | | | | |
| Stuoiato | | | | |
| Onyx Ivory | | | | |
| Stuoiato | | | | |
| Onyx Miele | | | | |
| Stuoiato | | | | |
| Onyx Perla | | | | |
| Stuoiato | | | | |
| Panda | | | | |
| Stuoiato | | | | |
| Quarzo |  |  |  | |
| Stuoiato | E046 EGFH | E04G EGFZ | EDG3 EDEP EGG0 EGG1 | |


| 162x324 | 162x324 | 162x324 | 162x324 | 162x324 | 162x324 |
|--------------|------------|--------------------|----------------------|----------------------|----------|
| Full Lappato | Lapp. Matt | BookMatch Naturale | BookMatch Full Lapp. | BookMatch Lapp. Matt | Naturale |
| 12 mm | 12 mm | 12 mm | 12 mm | 12 mm | 20 mm |







| | | | | | |
|--|--|---|---|---|--|
| | | |  |  | |
| | | | A B EHZV EHZW EJ18 EJ19 | A B EJ6U EJ6V EJ6Z EJ70 | |
| | |  |  | | |
| | | A B ELSW ELSX ELWX ELWY | A B ELT4 ELT5 ELXA ELXC | | |
| | | |  | | |
| | | | A B E07D EDET E022 EDEX | | |
| | | |  | | |
| | | | A B EK6V EK6W EK7V EK7W | | |
| | | |  | | |
| | | | A B EL5E EL5F EL5Q EL5R | | |
| | | |  | | |
| | | | A B EL5G EL5H EL5S EL5T | | |
| | | |  |  | |
| | | | A B EMPA EMPD EMQ3 EMQ4 | A B EMPH EMPK EMPY EMQ2 | |
| | | |  |  | |
| | | | A B EMP9 EMPF EMQ5 EMQ8 | A B EMPM EMPJ EMPZ EMQ1 | |
| | | |  |  | |
| | | | A B EMPE EMPC EMQ6 EMQ7 | A B EMPG EMPL EMPX EMQ0 | |
| | |  |  | | |
| | | A B EFKR EOZK EOYC EOYD | A B EFJ1 EOZM EOYS EOYT | | |



| | 160x320 | 160x320 | 160x320 | 162x324 |
|-------------------------------|--|--|--|--|
| | Naturale | Full Lappato | BookMatch Full Lappato | Naturale |
| | 6,5 mm | 6,5 mm | 6,5 mm | 12 mm |
| Statuario Extra | |  |  | |
| Stuoiato | | EJ1L EJ24 | A B EJ1N EJ1P EJ25 EJ26 | |
| Statuario Michelangelo | |  | | |
| Stuoiato | | EKEK EKEP | | |
| Statuario Reale | | | | |
| Stuoiato | | | | |
| Superwhite | | | | |
| Stuoiato | | | | |
| Tortora Tafu |  |  | |  |
| Stuoiato | EM6E EM6N | EJ1T EJ2A | | EFZK EOZT |
| White Paradise | | | | |
| Stuoiato | | | | |
| White Siena | | | | |
| Stuoiato | | | | |
| Zebrino | | | | |
| Stuoiato | | | | |


| 162x324 | 162x324 | 162x324 | 162x324 | 162x324 | 162x324 |
|---|------------|---|---|---|----------|
| Full Lappato | Lapp. Matt | BookMatch Naturale | BookMatch Full Lapp. | BookMatch Lapp. Matt | Naturale |
| 12 mm | 12 mm | 12 mm | 12 mm | 12 mm | 20 mm |
| | | |  |  | |
| | | | A B EGJ9 EGJX EGJM EGK9 | A B EGJD EGK1 EGJR EGLE | |
| | | |  |  | |
| | | | A B EFKG EFKH EDEF EDEG | A B EHNN EHNP EGLF EGLG | |
| | |  |  | | |
| | | A B ELKK ELKL ELQ ELKR | A B ELFV ELFW ELG2 ELG3 | | |
| | |  |  | | |
| | | A B ELKH ELKJ ELKN ELKP | A B ELFT ELFU ELG0 ELG1 | | |
|  | | | | | |
| EFZX EOZ3 | | | | | |
| | | |  | | |
| | | | A B EJ72 EJ73 EJ75 EJ76 | | |
| | | |  | | |
| | | | B A EL5K EL5J EL5V EL5U | | |
|  | | | | | |
| EGJ6 EGJJ | | | | | |

| | | | | |
|---|----------------|----------------|--------------------|----------------|
|  | 160x320 | 160x320 | 160x320 | 162x324 |
| | Naturale | Brushed | BookMatch Naturale | Naturale |
| | 6,5 mm | 6,5 mm | 6,5 mm | 12 mm |





| | | | | |
|--------------------------------|---|--|--|---|
| Stone Slate Grey |  | | |  |
| | EHUX | | | EHEA |
| Stuoiato | EHV0 | | | EHUL |
| Stone Travertino Minimal White |  | | |  |
| | EM6K | | | ELLZ |
| Stuoiato | EM6T | | | ELXK |
| Stone Travertino Vein White |  | | |  |
| | EM6L | | | ELM0 |
| Stuoiato | EM6U | | | ELXL |

| | | | | | |
|----------------|--------------------|-----------------------|-------------------|----------------|----------------|
| 162x324 | 162x324 | 162x324 | 162x324 | 162x324 | 162x324 |
| Brushed | BookMatch Naturale | BookMatch Bocciardato | BookMatch Brushed | Naturale | Bocciardato |
| 12 mm | 12 mm | 12 mm | 12 mm | 20 mm | 20 mm |


| | | | | | |
|--|--|--|--|--|--|
| | | | | | |
| | | | | | |
| | | | | | |
| | | | | | |

| | | | | |
|---|----------------|----------------|------------------------|----------------|
|  | 160x320 | 160x320 | 160x320 | 162x324 |
| | Naturale | Full Lappato | BookMatch Full Lappato | Naturale |
| | 6,5 mm | 6,5 mm | 6,5 mm | 12 mm |




TINTA UNITA

| | | | | |
|-------------------|---|---|--|---|
| Tinta Unita Black | | | |  |
| | | | | EGH5 |
| Stuoiato | | | | EGH7 |
| Tinta Unita White |  |  | |  |
| | E04J | EFR8 | | EFR7 |
| Stuoiato | EGGH | EGGK | | EDM6 |

WOOD

| | | | | |
|-----------------|--|--|--|---|
| Wood Blonde Oak | | | |  |
| | | | | EMFN |
| Stuoiato | | | | EMY7 |

| | | | | | |
|----------------|----------------|--------------------|----------------------|----------------------|----------------|
| 162x324 | 162x324 | 162x324 | 162x324 | 162x324 | 162x324 |
| Full Lappato | Lapp. Matt | BookMatch Naturale | BookMatch Full Lapp. | BookMatch Lapp. Matt | Naturale |
| 12 mm | 12 mm | 12 mm | 12 mm | 12 mm | 20 mm |

| | | | | | |
|---|--|--|--|--|---|
| | | | | |  |
| | | | | | EKCK |
| | | | | | EKCR |
|  | | | | |  |
| E04L | | | | | EKCJ |
| EFGM | | | | | EKCQ |

| | | | | | |
|--|--|--|--|--|--|
| | | | | | |
| | | | | | |
| | | | | | |



ANSI A.137.3 Gauged Porcelain Tile and Gauged Porcelain Tile Panels/Slabs ISO 13006 EN 14411



| TECHNICAL FEATURES Caratteristiche Tecniche Caracteristiques Techniques Technische Eigenschaften Características Técnicas | TESTING METHOD Metodo di prova Méthode d'essai Prüfmethode Método de prueba | VALUES - Valori - Valeurs - Werte - Valores | | | |
|--|---|---|---|---|---|
| | | 6,5 mm | | 12 mm 20 mm | |
| | | Naturale | Full Lappato Lappato Matt | Bocciardato Brushed Naturale | Full Lappato Lappato Matt |
| LENGTH AND WIDTH (A) Lunghezza e Larghezza - Longueur et largeur - Länge und Breite - Longitud y anchura | UNI EN ISO 10545/2 | ±2% (Max 5mm) | ±2% (Max 5mm) | - | - |
| LENGTH AND WIDTH (B) Lunghezza e Larghezza - Longueur et largeur - Länge und Breite - Longitud y anchura | UNI EN ISO 10545/2 | ±0,6% / ±2,0 mm | ±0,6% / ±2,0 mm | - | - |
| THICKNESS Spessore - Epaisseur - Stärke - Espesor | UNI EN ISO 10545/2 | ±0,5% / ±0,5 mm | ±0,5% / ±0,5 mm | ±0,5% / ±0,5 mm | ±0,5% / ±0,5 mm |
| EDGE STRAIGHTNESS Rettilinearità degli spigoli - Rectitude des arêtes Geradlinigkeit der Kanten - Rectitud de los cantos | UNI EN ISO 10545/2 | ±0,5% / ±1,5 mm | ±0,5% / ±1,5 mm | - | - |
| ORTHOGONALITY - Ortogonalità Orthogonalité - Rechtwinkligkeit - Ortogonalidad | UNI EN ISO 10545/2 | ±0,5% / ±2,0 mm | ±0,5% / ±2,0 mm | - | - |
| FLATNESS Planarità - Planéité - Ebenföchigkeit - Planaridad | UNI EN ISO 10545/2 | ±0,5% / ±2,0 mm | ±0,5% / ±2,0 mm | ±0,5% / ±2,0 mm | ±0,5% / ±2,0 mm |
| APPEARANCE Aspetto - Aspekt - Aspect - Aspecto | UNI EN ISO 10545/2 | >95% | >95% | >95% | >95% |
| WATER ABSORPTION (Average value expressed in %) Assorbimento d'acqua (Valore medio in %) Absorption d'eau (Valeur moyenne en %) Wasseraufnahme (Durchschnittswert in %) Absorción de agua (Valor medio en %) | UNI EN ISO 10545/3 ASTM C373 | ≤0,1 | ≤0,1 | ≤0,1 | ≤0,1 |
| MODULUS OF RUPTURE Modulo di rottura - Resistance a la flexion Biegefestigkeit - Resistencia a la flexion | UNI EN ISO 10545/4 | ≥35 N/mm ² | ≥35 N/mm ² | ≥35 N/mm ² | ≥35 N/mm ² |
| BREAKING STRENGTH Forza di rottura - Résistance à la rupture Bruchlast - Resistencia a la rotura | UNI EN ISO 10545/4 ASTM C648 | ≥700 N 250 Lbs | ≥700 N 250 Lbs | ≥1300 N 250 Lbs | ≥1300 N 250 Lbs |
| IMPACT RESISTANCE Resistenza all'urto - Résistance aux chocs Schlagfestigkeit - Resistencia al impacto | UNI EN ISO 10545/5 | - | - | 0,85 | 0,85 |
| RESISTANCE TO SURFACE ABRASION Resistenza all'abrasione superficiale Résistance à l'abrasion superficielle Abriebfestigkeit Resistencia a la abrasión superficial | UNI EN ISO 10545/7 | Dark colors: 2-3 Medium colors: 4 Light colors: 5 | Dark colors: 2-3 Medium colors: 4 Light colors: 5 | Dark colors: 2-3 Medium colors: 4 Light colors: 5 | Dark colors: 2-3 Medium colors: 4 Light colors: 5 |
| LINEAR THERMAL EXPANSION Coefficiente di dilatazione termica lineare Linear thermal expansion coefficient Coefficient linéaire de dilatation thermique Linearer Wärmeausdehnungskoeffizient Coeficiente de dilatación térmica lineal | UNI EN ISO 10545/8 | ≤9 x10 ⁻⁶ °C ⁻¹ | ≤9 x10 ⁻⁶ °C ⁻¹ | ≤9 x10 ⁻⁶ °C ⁻¹ | ≤9 x10 ⁻⁶ °C ⁻¹ |
| THERMAL SHOCK RESISTANCE Resistenza agli sbalzi termici - Résistance aux écarts de température - Temperaturwechselbeständigkeit Resistencia al choque térmico | UNI EN ISO 10545/9 | Conforme | Conforme | Conforme | Conforme |
| HAIR-CRACKING RESISTANCE Resistenza al cavillo - Résistance aux craquelures Haarissbeständigkeit - Resistencia al cuarteo | UNI EN ISO 10545/11 | Conforme | Conforme | Conforme | Conforme |
| FROST RESISTANCE Resistenza al gelo - Résistance au gel Frostbeständigkeit - Resistencia a las heladas | UNI EN ISO 10545/12 ASTM C1026 | Conforme Unaffected | Conforme Unaffected | Conforme Unaffected | Conforme Unaffected |
| CHEMICAL RESISTANCE to high and low acid and basic concentrations Resistenza Chimica ad alte e basse concentrazioni di acidi e basi Résistance chimique aux hautes et basses concentrations d'acides et de bases Chemikalienfestigkeit bei hohen und niedrigen Konzentrationen von Säuren und Basen Resistencia química con concentraciones altas y bajas de ácidos y bases | UNI EN ISO 10545/13 ASTM C-650 | A - LA - LB - HA - HB Unaffected | A - LA - LB - HA - HB Unaffected | A - LA - LB - HA - HB Unaffected | A - LA - LB - HA - HB Unaffected |
| STAIN RESISTANCE Resistenza alle macchie - Résistance aux taches Fleckenbeständigkeit - Resistencia a las manchas | UNI EN ISO 10545/14 CTI 81-7D | 5 No Evident Variation | 5 No Evident Variation | 5 No Evident Variation | 5 No Evident Variation |
| COLOUR RESISTANCE TO LIGHT EXPOSURE Resistenza dei colori alla luce - Résistance des couleurs à la lumière - Lichtechtheit der Farben - Resistencia de los colores a la exposición de la luz | DIN 51094 | Conforme | Conforme | Conforme | Conforme |
| RELEASE OF DANGEROUS SUBSTANCES (PIOMBO - CADMIO) Rilascio di sostanze pericolose (Piombo/Cadmio) Dégagement de substances dangereuses (Piombo/Cadmio) Freisetzung gefährlicher Stoffe (Piombo/Cadmio) Emisión de sustancias peligrosas (Piombo/Cadmio) | UNI EN ISO 10545/15 (mg/l) | - | - | 0 | 0 |

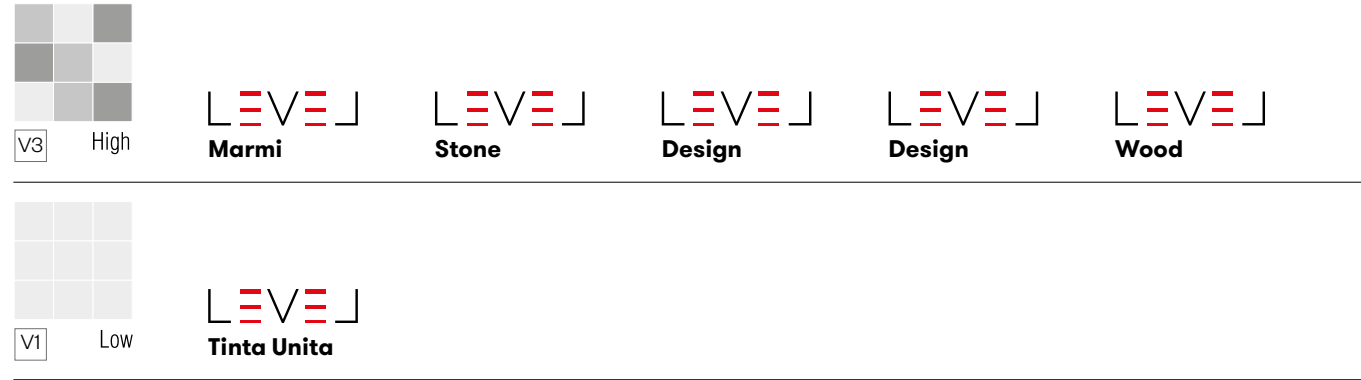


ANSI A.137.3 Gauged Porcelain Tile and Gauged Porcelain Tile Panels/Slabs ISO 13006 EN 14411



| TECHNICAL FEATURES Caratteristiche Tecniche Caracteristiques Techniques Technische Eigenschaften Características Técnicas | TESTING METHOD Metodo di prova Méthode d'essai Prüfmethode Método de prueba | VALUES - Valori - Valeurs - Werte - Valores | | | |
|--|---|--|------------------------------|---|---|
| | | 6,5 mm | | 12 mm 20 mm | |
| | | Naturale | Full Lappato Lappato Matt | Bocciardato Brushed Naturale | Full Lappato Lappato Matt |
| SLIP RESISTANCE Coefficiente di attrito Coefficient de glissement Rutschfestigkeit Barfußbereich Coeficiente de atrito medio | DIN EN 16165 Annex B DIN EN 16165 Annex A ANSI A326.3:2017 DCOF B.C.R.A. D.M. N. 236 14/6/89 AS 4586-2013 Anexo A BS 7976-2:2002 BSEN13036-4:2011 Pendulum testers UNE 41901:2017 EX DB SUA (actual) | R9 Na ≥0,42 >0,40 Na Na Na | - - - - - - | R9 Na ≥0,42 >0,40 Na Na Na | - - - - - - |
| CALCULATION OF APPARENT DENSITY Determinazione della massa volumetrica apparente Détermination de la masse volumique apparente - Bestimmung der Rohdichte - Determinación de la masa volumétrica aparente | UNI EN ISO 14617/1 (Kg/m ³) | - | - | 2500 | 2500 |
| CALCULATION OF WATER ABSORPTION Determinazione dell'assorbimento d'acqua Détermination de l'absorption d'eau - Bestimmung der Wasseraufnahme - Determinación de la absorción de agua | UNI EN ISO 14617/1 (%) | - | - | <0,1 | <0,1 |
| BENDING STRENGTH Resistenza alla flessione - Résistance à la flexion Biegefestigkeit - Resistencia a la flexión | UNI EN ISO 14617/2 (MPa) | - | - | >35 | >35 |
| DEEP ABRASION Abrasion profonda - Abrasion profonde Tiefenverschleiß - Abrasión profunda | UNI EN ISO 14617/4 (mm) | - | - | 24-27 | 24-27 |
| CALCULATION OF FREEZE Determinazione della resistenza a gelo-disgelo Détermination de la résistance au gel/dégel Bestimmung der Frost-Tauwechsel-Beständigkeit Determinación de la resistencia a las heladas | UNI EN ISO 14617/5 | - | - | No change in bending strength after thermal cycle - Nessuna variazione di carico di rottura dopo ciclo termico - Aucune variation de la charge de rupture après le cycle thermique - Keine Bruchlastveränderung nach Temperaturzyklus - Ninguna variación de carga de rotura tras ciclo térmico | No change in bending strength after thermal cycle - Nessuna variazione di carico di rottura dopo ciclo termico - Aucune variation de la charge de rupture après le cycle thermique - Keine Bruchlastveränderung nach Temperaturzyklus - Ninguna variación de carga de rotura tras ciclo térmico |
| CALCULATION OF THERMAL SHOCK RESISTANCE Determinazione della resistenza allo shock termico Détermination de la résistance aux chocs thermiques Bestimmung der Temperaturwechselbeständigkeit Determinación de la resistencia a los cambios bruscos de temperatura | UNI EN ISO 14617/6 | - | - | No change in bending strength after thermal cycle - Nessuna variazione di carico di rottura dopo ciclo termico - Aucune variation de la charge de rupture après le cycle thermique - Keine Bruchlastveränderung nach Temperaturzyklus - Ninguna variación de carga de rotura tras ciclo térmico | No change in bending strength after thermal cycle - Nessuna variazione di carico di rottura dopo ciclo termico - Aucune variation de la charge de rupture après le cycle thermique - Keine Bruchlastveränderung nach Temperaturzyklus - Ninguna variación de carga de rotura tras ciclo térmico |
| IMPACT RESISTANCE Resistenza all'urto - Résistance aux chocs Schlagfestigkeit - Resistencia al impacto | UNI EN ISO 14617/9 | - | - | 3J | 3J |
| VOLATILE ORGANIC COMPOUND EMISSION TEST Prova di emissioni di composti organici volatili Essai d'émissions de composés organiques volatils Messung der Emission von flüchtigen organischen Verbindungen - Prueba de emisiones de compuestos orgánicos volátiles | ISO 16000/9 | - | - | Class A+ / Classe A+ / Classe A+ Klasse A+ / Categoría A+ | Class A+ / Classe A+ / Classe A+ Klasse A+ / Categoría A+ |
| RESISTANCE TO COLD LIQUIDS Resistenza ai liquidi freddi - Résistance aux liquides froids - Beständigkeit gegen kalte Flüssigkeiten Resistencia a los líquidos fríos | EN 12720:2013 | - | - | Class 5 to Class 3 - da Classe 5 a Classe 3 - de Classe 5 à Classe 3 - von Klasse 5 bis Klasse 3 - de Categoría 5 a Categoría 3 | Class 5 to Class 3 - da Classe 5 a Classe 3 - de Classe 5 à Classe 3 - von Klasse 5 bis Klasse 3 - de Categoría 5 a Categoría 3 |
| RESISTANCE TO DAMP HEAT Resistenza al calore umido - Résistance à la chaleur humide - Beständigkeit gegen feuchte Hitze Resistencia al calor húmedo | EN 12721:2013 | - | - | CEN/TS 16209 Class A / Classe A / Classe A Klasse A / Categoría A | CEN/TS 16209 Class A / Classe A / Classe A Klasse A / Categoría A |
| RESISTANCE TO DRY HEAT Resistenza al calore secco - Résistance à la chaleur sèche - Beständigkeit gegen trockene Hitze Resistencia al calor seco | EN 12722:2013 | - | - | CEN/TS 16209 Class A / Classe A / Classe A Klasse A / Categoría A | CEN/TS 16209 Class A / Classe A / Classe A Klasse A / Categoría A |
| DIRT RETENTION Tendenza a ritenere lo sporco Tendance à retenir la saleté Neigung zur Schmutzbindung Tendencia a retener la suciedad | EN 9300:2015 | - | - | No visible change - Nessun cambiamento visibile - Pas d'altération visible - Keine sichtbare Veränderung - Ningún cambio visible | No visible change - Nessun cambiamento visibile - Pas d'altération visible - Keine sichtbare Veränderung - Ningún cambio visible |
| SCRATCH RESISTANCE Resistenza alla graffiatura - Résistance aux rayures Kratzfestigkeit - Resistencia a los arañazos | EN 15186:2012 met. B | - | - | CEN/TS 16209 Class A / Classe A / Classe A Klasse A / Categoría A | CEN/TS 16209 Class A / Classe A / Classe A Klasse A / Categoría A |
| RESISTANCE TO FUNGI Resistenza ai funghi - Résistance aux champignons Beständigkeit gegen Schimmel - Resistencia a los hongos | ASTM G 21 | - | - | No fungi - Nessuna crescita fungina - Aucune croissance fongique - Kein Schimmelwachstum - Ningún crecimiento de hongos | No fungi - Nessuna crescita fungina - Aucune croissance fongique - Kein Schimmelwachstum - Ningún crecimiento de hongos |

SHADE VARIATION



GREENGUARD



The GREENGUARD Certification process provides an in-depth review and analysis of chemical emissions from manufacturers' products. Using dynamic environmental chamber testing, products are tested for volatile organic compounds (VOCs), including formaldehyde, and over 300 other VOCs with health-based limits. GREENGUARD Certified products aid in the creation of healthier indoor environments, and release fewer pollutants that can contribute to health issues including asthma and other respiratory issues. To remain certified, products undergo comprehensive certification testing on an annual basis, giving consumers peace of mind that they are selecting products that support better human health. Recognized and referenced by over 400 codes, rating systems, and procurement policies worldwide, the GREENGUARD Certification requires that products meet some of the world's most rigorous and comprehensive limits for low emissions of volatile organic compounds into indoor environments. The GREENGUARD Gold standard includes health-based criteria for additional chemicals and requires lower total VOC emissions levels to ensure that products are acceptable for use in environments such as schools and healthcare facilities. In addition to limiting emissions of more than 360 VOCs and total chemical emissions, GREENGUARD Gold Certified products must also comply with requirements of the State of California's Department of Public Health "Standard Method for the Testing and Evaluation of Volatile Organic Chemical Emissions from known as California Section 01350.

NSF



The NSF Food Equipment certification program has 22 different standards that set minimum food hygiene and protection requirements for the materials, design, manufacturing, construction and performance of equipment for handling and processing food. The materials for solid surfaces are examined based on the "NSF / ANSI 51: Food Equipment Materials" standard, which specifies the public health requirements for materials used in the construction of commercial food equipment. More information is available on the website: info.nsf.org/Certified/Food



Il programma di certificazione NSF Food Equipment ha 22 diversi standard che stabiliscono i requisiti minimi di protezione e igiene alimentare riguardo ai materiali, la progettazione, la fabbricazione, la costruzione e le prestazioni delle attrezzature per la manipolazione e il trattamento degli alimenti. I materiali per superfici solide vengono esaminati in base alla "NSF / ANSI 51: Materiali per attrezzature alimentari", che specifica i requisiti relativi alla salute pubblica per i materiali utilizzati nella costruzione di attrezzature alimentari commerciali. Maggiori informazioni sono disponibili sul sito: info.nsf.org/Certified/Food

The full, up-to-date list of certified products can be viewed at www.nsf.org. Please contact the Emilceramica Group for any further information. La lista completa e aggiornata dei prodotti certificati è visionabile sul sito www.nsf.org. Per qualsiasi ulteriore informazione contattare Emilceramica Group.

MESH-MOUNTED SLABS LASTRE STUOIMATE



All Level slabs in the 6.5 mm and 12 mm thicknesses are also available in mesh-mounted version.

Fibreglass is applied to the underside of mesh-mounted slabs to increase their mechanical and bending strength and simplify shaping operations.

Tutte le lastre Level in spessore 6,5mm e 12mm sono disponibili anche nella versione stuoiata.

6,5 mm et 12 mm d'épaisseur sont également disponibles avec filet en fibre de verre.

Il processo di stuoiatura consiste nell'apporre sul retro della lastra una fibra di vetro che ha il compito di incrementare la robustezza meccanica della lastra, di renderla più resistente alle flessioni, e di agevolare le operazioni di lavorazione della stessa.

Dans ce cas, un filet en fibre de verre est appliqué au dos de la dalle pour augmenter sa solidité mécanique, pour la rendre plus résistante aux flexions et pour faciliter son façonnage.

Toutes les dalles Level de

Alle Level-Platten in Materialstärke 6,5 mm und 12 mm sind auch in der Version mit Glasfasernetz erhältlich.

Todas las placas Level de 6,5 mm y 12 mm de grosor se hallan disponibles también en la versión con red de fibra de vidrio.

Das Laminieren mit Glasfaser besteht darin, ein Glasfasernetz auf der Plattenrückseite aufzubringen, um die mechanische Festigkeit der Platte zu erhöhen, sie biegefest zu machen und ihre Bearbeitung zu erleichtern.

El proceso de aplicación de la fibra de vidrio consiste en colocar en la parte de atrás de la placa una red de dicho material con el objeto de incrementar la solidez mecánica de la placa, hacerla más resistente a las flexiones y facilitar las operaciones de elaboración de la misma.

PACKING IMBALLI / EMBALLAGE VERPACKUNG / EMBALAJE

| Formato Size Format Format Tamaño cm | Spessore Thickness Epaisseur Stärke Espesor mm | Pieces x Sqm Pz. x Mq. Pcs / M² Stk. x Qm Pzs x Mc. | Pieces x Box Pz. x Scat. Pcs / Bte Stk. x Krt. Pzs x Caja | Sqm x Box Mq. x Scat. M² / Bte Qm x Krt. Mc. x Caja | Weight x Box Peso x Scat. Poids / Bte Gewicht x Krt. Peso x Caja Kg | Boxes x Pal. Scat. x Pal. Bte / Pal. Krt. x Pal. Cajas x Pal. | Sqm x Pal. Mq. x Pal. M² / Pal. Qm x Pal. Mc. x Pal. | Weight x Pal. Peso x Pal. Poids / Pal. Gewicht x Pal. Peso x Pal. Kg |
|--------------------------------------|--|---|---|---|---|---|--|--|
| 160x320 | 6,5 | 0,20 | 1 | 5,120 | 76,80 | | | |
| 162x324 | 12 | 0,19 | 1 | 5,249 | 152,22 | | | see below - vedi sotto voir ci-dessous - siehe unten - vea abajo |
| 162x324 | 20 | 0,19 | 1 | 5,249 | 263,00 | | | |

| Item Articolo Reference Artikel Articulo | Thickness (mm) Spessore (mm) Epaisseur (mm) Stärke (mm) Espesor (mm) | Size (cm) Dimensione (cm) Format (cm) Format (cm) Tamaño (cm) | No. of Slabs Nr. Lastre Nbre Dalles Anz. Platten N° de Placas | Sqm per Pack Mq. x Imballo qm pro Verpackung m2 por embalaje | Weight of Packaging (kg) Peso Imballo (Kg) Poids Emballage (kg) Gewicht Verpackung (kg) Peso embalaje (kg) | Weight of Packaging + Slabs (kg) Peso Imballo+Lastre (Kg) Poids Emballage+Dalles (kg) Gewicht Verpackung+Platten (kg) Peso embalaje + placas (kg) |
|---|--|---|---|--|--|---|
| Crate Cassa Caisse Kiste Caja | 6,5 | 175x345x41 | 14 | 71,68 | 172 | 1247 |
| | 12 | 175x345x41 | 9 | 47,24 | 172 | 1542 |
| Wood A-Frame Cavalletto in legno Chevalet de transport en bois Holz Transportgestell Caballete de madera | 6,5 | 75x330x200 | 40 | 204,80 | 220 | 3292 |
| | 12 | 75x330x200 | 20 | 104,98 | 220 | 3264 |
| | 20 | 75x330x200 | 12 | 62,99 | 220 | 3376 |
| Metal A-Frame Cavalletto in metallo Chevalet de transport en métal Metall Transportgestell Caballete de metal | 6,5 | 75x339x186 | 40 | 204,80 | 124 | 3196 |
| | 12 | 75x339x186 | 20 | 104,98 | 124 | 3168 |
| | 20 | 75x339x186 | 12 | 62,99 | 124 | 3280 |



LEVEL

I colori e le caratteristiche estetiche dei materiali illustrati nel presente catalogo sono da ritenersi puramente indicativi.
Le misure dei prodotti qui indicate si intendono nominali e come i pesi ed i colori subiscono le variazioni tipiche del processo ceramico.
Level si riserva la facoltà di modificare in qualunque momento senza preavviso le caratteristiche tecniche, estetiche e i materiali presentati.
Tali caratteristiche non sono comunque vincolanti nei termini legali.

Colours and optical features of the materials illustrated in this catalogue are to be regarded as mere indications.
Product sizes indicated are nominal and like weights and colours undergo the typical variations of the ceramic process.
Level reserves the right to change the technical and optical features of the materials illustrated at any time and without notice. These features are not legally binding.



| | |
|--|--|
| Emilgroup is a brand of Emilceramica S.r.l. a socio unico | Sede Commerciale/Amministrativa |
| emilgroup.it emilgroup.it/level | Via Ghiarola Nuova, 29 - 41042 Fiorano Modenese (Mo) Italy T +39 0536 835111 - info@emilceramicagroup.it |